

**Barrington Public Library District**  
**Statement of Activities and Changes in Fund Balances**  
For the Period Ended November 30, 2022

	Y-T-D Actual		Annual Budget	% of Annual
	Month Actual	7/1/22-11/30/22		Budget
<b>Revenue</b>				
Property Tax	\$90,326.76	\$2,184,936.04	\$8,064,657.23	27.09%
Other Taxes	\$0.00	\$60,605.39	\$138,685.00	43.70%
Impact Fees	\$470.88	\$470.88	\$1,000.00	47.09%
Operating Revenue	\$2,323.41	\$11,058.97	\$21,500.00	51.44%
Grants	\$0.00	\$66,906.00	\$65,132.00	102.72%
Donations	\$0.00	\$1,815.20	\$1,250.00	145.22%
Rental Income	\$100.00	\$500.00	\$1,200.00	41.67%
Interest Income & Unrealized Gain (Loss)	\$40,047.25	\$59,315.96	\$31,000.00	191.34%
Miscellaneous Income	\$159.48	\$531.70	\$2,400.00	22.15%
<b>Total Revenue</b>	<b>\$133,427.78</b>	<b>\$2,386,140.14</b>	<b>\$8,326,824.23</b>	<b>28.66%</b>
<b>Expenditures</b>				
Salaries	\$388,430.01	\$1,444,092.70	\$3,691,924.00	39.11%
Benefits	\$83,048.42	\$407,047.91	\$1,067,242.00	38.14%
Staff Development & Training	\$2,701.87	\$12,883.80	\$87,748.00	14.68%
Library Materials	\$78,415.68	\$311,260.61	\$877,732.00	35.46%
Electronic Information	\$0.00	\$75,023.10	\$172,350.00	43.53%
Library Programs	\$6,741.60	\$25,882.59	\$88,500.00	29.25%
District Admin & Operating Expense	\$13,368.20	\$49,861.28	\$203,685.00	24.48%
Facility Operating Expense	\$41,835.08	\$269,940.94	\$672,674.00	40.13%
Capital Assets	\$132,934.71	\$423,653.05	\$932,859.00	45.41%
Furniture, Fixtures & Equipment	\$0.00	\$0.00	\$14,700.00	0.00%
Technology Hardware & Software	\$29,744.15	\$147,101.40	\$682,239.00	21.56%
Professional Services	\$7,005.00	\$55,245.65	\$160,985.00	34.32%
Trustee Expenses	\$463.36	\$834.59	\$3,000.00	27.82%
<b>Total Expenditures</b>	<b>\$784,688.08</b>	<b>\$3,222,827.62</b>	<b>\$8,655,638.00</b>	<b>37.23%</b>
<b>BEGINNING FUND BALANCE</b>	<b>\$11,524,937.30</b>	<b>\$11,710,364.48</b>		
<b>NET SURPLUS/(DEFICIT)</b>	<b>(\$651,260.30)</b>	<b>(\$836,687.48)</b>		
<b>ENDING FUND BALANCE</b>	<b>\$10,873,677.00</b>	<b>\$10,873,677.00</b>		

**Barrington Public Library District**

**Treasurer's Report**

As of 11/30/2022

	Working			FICA	Special		Donations/		Total
	General	Cash	IMRF		Reserve	Building	Insurance	Grants	
<b>Assets</b>									
Operational Checking-Barrington Bank	\$905,142.43	\$0.00	\$0.00	\$0.00	\$0.00	\$0.00	\$0.00	\$0.00	\$905,142.43
Payroll Checking-Barrington Bank	\$11,268.82	\$0.00	\$0.00	\$0.00	\$0.00	\$0.00	\$0.00	\$0.00	\$11,268.82
Merchant Account-Barrington Bank	\$22,701.33	\$0.00	\$0.00	\$0.00	\$0.00	\$0.00	\$0.00	\$0.00	\$22,701.33
Petty Cash - Administration	\$200.00	\$0.00	\$0.00	\$0.00	\$0.00	\$0.00	\$0.00	\$0.00	\$200.00
Petty Cash - Circulation	\$600.00	\$0.00	\$0.00	\$0.00	\$0.00	\$0.00	\$0.00	\$0.00	\$600.00
Sawyer Falduto	\$1,528,755.55	\$0.00	\$0.00	\$0.00	\$0.00	\$0.00	\$0.00	\$0.00	\$1,528,755.55
Barrington Bank - MAX safe Saving	\$8,414,251.98	\$0.00	\$0.00	\$0.00	\$0.00	\$0.00	\$0.00	\$0.00	\$8,414,251.98
Due To/From Other Funds	(\$4,514,503.40)	\$0.00	\$0.00	\$0.00	\$0.00	\$0.00	\$0.00	\$0.00	(\$4,514,503.40)
Due To/From Other Funds	\$0.00	\$541,237.28	\$0.00	\$0.00	\$0.00	\$0.00	\$0.00	\$0.00	\$541,237.28
Due To/From Other Funds	\$0.00	\$0.00	\$82,730.75	\$0.00	\$0.00	\$0.00	\$0.00	\$0.00	\$82,730.75
Due To/From Other Funds	\$0.00	\$0.00	\$0.00	\$114,861.36	\$0.00	\$0.00	\$0.00	\$0.00	\$114,861.36
Due To/From Other Funds	\$0.00	\$0.00	\$0.00	\$0.00	\$3,201,922.52	\$0.00	\$0.00	\$0.00	\$3,201,922.52
Due To/From Other Funds	\$0.00	\$0.00	\$0.00	\$0.00	\$0.00	\$0.00	\$105,468.27	\$0.00	\$105,468.27
Due To/From Other Funds	\$0.00	\$0.00	\$0.00	\$0.00	\$0.00	\$144,484.24	\$0.00	\$0.00	\$144,484.24
Due To/From Other Funds	\$0.00	\$0.00	\$0.00	\$0.00	\$0.00	\$0.00	\$0.00	\$0.00	(\$554.60)
Due To/From Other Funds	\$0.00	\$0.00	\$0.00	\$0.00	\$0.00	\$0.00	\$0.00	\$324,353.58	\$324,353.58
<b>Total Assets</b>	<b>\$6,368,416.71</b>	<b>\$541,237.28</b>	<b>\$82,730.75</b>	<b>\$114,861.36</b>	<b>\$3,201,922.52</b>	<b>\$144,484.24</b>	<b>\$105,468.27</b>	<b>\$324,353.58</b>	<b>\$10,882,920.11</b>
<b>Liabilities and Fund Balance</b>									
<b>Liabilities</b>									
Accounts Payable	(\$34.99)	\$0.00	\$0.00	\$0.00	\$0.00	\$0.00	\$0.00	\$0.00	(\$34.99)
IMRF Withheld	\$6,721.10	\$0.00	\$0.00	\$0.00	\$0.00	\$0.00	\$0.00	\$0.00	\$6,721.10
ICMA Withheld	\$552.00	\$0.00	\$0.00	\$0.00	\$0.00	\$0.00	\$0.00	\$0.00	\$552.00
Nationwide Retirement Withheld	\$2,005.00	\$0.00	\$0.00	\$0.00	\$0.00	\$0.00	\$0.00	\$0.00	\$2,005.00
<b>Total Liabilities</b>	<b>\$9,243.11</b>	<b>\$0.00</b>	<b>\$0.00</b>	<b>\$0.00</b>	<b>\$0.00</b>	<b>\$0.00</b>	<b>\$0.00</b>	<b>\$0.00</b>	<b>\$9,243.11</b>
<b>Fund Balance</b>									
Fund Balance	\$6,359,173.60	\$0.00	\$0.00	\$0.00	\$0.00	\$0.00	\$0.00	\$0.00	\$6,359,173.60
Fund Balance	\$0.00	\$541,237.28	\$0.00	\$0.00	\$0.00	\$0.00	\$0.00	\$0.00	\$541,237.28
Fund Balance	\$0.00	\$0.00	\$82,730.75	\$0.00	\$0.00	\$0.00	\$0.00	\$0.00	\$82,730.75
Fund Balance	\$0.00	\$0.00	\$0.00	\$114,861.36	\$0.00	\$0.00	\$0.00	\$0.00	\$114,861.36
Fund Balance	\$0.00	\$0.00	\$0.00	\$0.00	\$3,201,922.52	\$0.00	\$0.00	\$0.00	\$3,201,922.52
Fund Balance	\$0.00	\$0.00	\$0.00	\$0.00	\$0.00	\$0.00	\$105,468.27	\$0.00	\$105,468.27
Fund Balance	\$0.00	\$0.00	\$0.00	\$0.00	\$0.00	\$144,484.24	\$0.00	\$0.00	\$144,484.24
Fund Balance	\$0.00	\$0.00	\$0.00	\$0.00	\$0.00	\$0.00	\$0.00	\$0.00	(\$554.60)
Fund Balance	\$0.00	\$0.00	\$0.00	\$0.00	\$0.00	\$0.00	\$0.00	\$324,353.58	\$324,353.58
<b>Total Fund Balance</b>	<b>\$6,359,173.60</b>	<b>\$541,237.28</b>	<b>\$82,730.75</b>	<b>\$114,861.36</b>	<b>\$3,201,922.52</b>	<b>\$144,484.24</b>	<b>\$105,468.27</b>	<b>\$324,353.58</b>	<b>\$10,873,677.00</b>
<b>Total Liabilities and Fund Balance</b>	<b>\$6,368,416.71</b>	<b>\$541,237.28</b>	<b>\$82,730.75</b>	<b>\$114,861.36</b>	<b>\$3,201,922.52</b>	<b>\$144,484.24</b>	<b>\$105,468.27</b>	<b>\$324,353.58</b>	<b>\$10,882,920.11</b>
<b>BEGINNING BALANCE WITH CURRENT YEAR ADJUSTMENTS</b>	<b>\$6,558,015.90</b>	<b>\$541,237.28</b>	<b>\$122,141.06</b>	<b>\$151,627.53</b>	<b>\$3,651,637.37</b>	<b>\$261,588.03</b>	<b>\$74,371.23</b>	<b>\$349,746.08</b>	<b>\$11,710,364.48</b>
<b>NET SURPLUS/(DEFICIT)</b>	<b>(\$198,842.30)</b>	<b>\$0.00</b>	<b>(\$39,410.31)</b>	<b>(\$36,766.17)</b>	<b>(\$449,714.85)</b>	<b>(\$117,103.79)</b>	<b>\$31,097.04</b>	<b>(\$25,392.50)</b>	<b>(\$836,687.48)</b>
<b>ENDING FUND BALANCE</b>	<b>\$6,359,173.60</b>	<b>\$541,237.28</b>	<b>\$82,730.75</b>	<b>\$114,861.36</b>	<b>\$3,201,922.52</b>	<b>\$144,484.24</b>	<b>\$105,468.27</b>	<b>\$324,353.58</b>	<b>\$10,873,677.00</b>

**Barrington Public Library District**  
**Asset Balance Analysis**

For the Period Ended November 30, 2022

	<u>11/30/2022</u>	<u>11/30/2021</u>	<u>Change</u>
Operational Checking-Barrington Bank	\$905,142.43	\$613,404.49	\$291,737.94
Payroll Checking-Barrington Bank	\$11,268.82	\$11,328.82	(\$60.00)
Merchant Account-Barrington Bank	\$22,701.33	\$13,172.37	\$9,528.96
Petty Cash - Administration	\$200.00	\$200.00	\$0.00
Petty Cash - Circulation	\$600.00	\$600.00	\$0.00
Sawyer Falduto	\$1,528,755.55	\$1,674,183.26	(\$145,427.71)
Barrington Bank - MAX safe Saving	\$8,414,251.98	\$9,316,303.83	(\$902,051.85)
Total Fund Balances	<u>\$10,882,920.11</u>	<u>\$11,629,192.77</u>	<u>(\$746,272.66)</u>



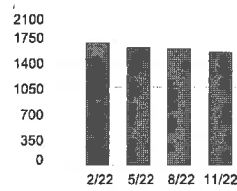
Schwab One® Account of  
**BARRINGTON PUBLIC LIBRARY  
 DISTRICT**

Account Number  
**9383-4772**

Statement Period  
**November 1-30, 2022**

**Account Value as of 11/30/2022: \$ 1,529,254.67**

Change in Account Value	This Period	Year to Date	Account Value [in Thousands]
<b>Starting Value</b>	<b>\$ 1,516,564.49</b>	<b>\$ 1,671,620.27</b>	
Credits	1,660.20	18,444.88	
Debits	(403.29)	(2,402.00)	
Transfer of Securities (In/Out)	0.00	0.00	
Income Reinvested	(37.17)	(82.71)	
Change in Value of Investments	11,470.44	(158,325.77)	
<b>Ending Value on 11/30/2022</b>	<b>\$ 1,529,254.67</b>	<b>\$ 1,529,254.67</b>	
Accrued Income <sup>d</sup>	5,453.38		
<b>Ending Value with Accrued Income<sup>d</sup></b>	<b>\$ 1,534,708.05</b>		
<b>Total Change in Account Value</b>	<b>\$ 12,690.18</b>	<b>\$ (142,365.60)</b>	
<b>Total Change with Accrued Income<sup>d</sup></b>	<b>\$ 18,143.56</b>		



Asset Composition	Market Value	% of Account Assets
Cash and Money Market Funds [Sweep]	\$ 10,426.20	<1%
Fixed Income	1,518,828.47	99%
<b>Total Assets Long</b>	<b>\$ 1,529,254.67</b>	
<b>Total Account Value</b>	<b>\$ 1,529,254.67</b>	<b>100%</b>

**SAWYER FALDUTO**  
 ASSET MANAGEMENT, LLC

Your Independent Investment Advisor is not affiliated with or an agent of Schwab and Schwab does not supervise or endorse your Advisor.

# Barrington Public Library District

## Revenues - All Funds

For the Period Ended November 30, 2022

Revenue	Month Actual Total Funds	Y-T-D Actual Total Funds	% Collected	Budgeted Receipts	Uncollected Receipts
<b>Property Tax</b>					
Tax Levy-Cook County	\$0.00	\$5,953.47	0.15%	\$3,902,382.52	(\$3,896,429.05)
Tax Levy-Lake County	\$0.00	\$1,512,250.34	40.92%	\$3,695,911.97	(\$2,183,661.63)
Tax Levy-McHenry County	\$5,830.40	\$582,235.87	125.93%	\$462,351.34	\$119,884.53
Tax Levy-Kane County	\$84,496.36	\$84,496.36	2,106.41%	\$4,011.40	\$80,484.96
<b>Total Property Tax</b>	<b>\$90,326.76</b>	<b>\$2,184,936.04</b>	<b>27.09%</b>	<b>\$8,064,657.23</b>	<b>(\$5,879,721.19)</b>
<b>Other Taxes</b>					
Personal Property Tax	\$0.00	\$60,605.39	43.70%	\$138,685.00	(\$78,079.61)
<b>Total Other Taxes</b>	<b>\$0.00</b>	<b>\$60,605.39</b>	<b>43.70%</b>	<b>\$138,685.00</b>	<b>(\$78,079.61)</b>
<b>Impact Fees</b>					
Impact Fees- North Barrington	\$470.88	\$470.88	0.00%	\$0.00	\$470.88
Impact Fees- Other	\$0.00	\$0.00	0.00%	\$1,000.00	(\$1,000.00)
<b>Total Impact Fees</b>	<b>\$470.88</b>	<b>\$470.88</b>	<b>47.09%</b>	<b>\$1,000.00</b>	<b>(\$529.12)</b>
<b>Operating Revenue</b>					
Fines & Fees	\$1,790.71	\$8,008.68	51.67%	\$15,500.00	(\$7,491.32)
Copies	\$532.70	\$3,050.29	50.84%	\$6,000.00	(\$2,949.71)
<b>Total Operating Revenue</b>	<b>\$2,323.41</b>	<b>\$11,058.97</b>	<b>51.44%</b>	<b>\$21,500.00</b>	<b>(\$10,441.03)</b>
<b>Grants</b>					
Per Capita Grant	\$0.00	\$66,906.00	102.72%	\$65,132.00	\$1,774.00
<b>Total Grants</b>	<b>\$0.00</b>	<b>\$66,906.00</b>	<b>102.72%</b>	<b>\$65,132.00</b>	<b>\$1,774.00</b>
<b>Donations</b>					
Donations- Other	\$0.00	\$1,815.20	145.22%	\$1,250.00	\$565.20
<b>Total Donations</b>	<b>\$0.00</b>	<b>\$1,815.20</b>	<b>145.22%</b>	<b>\$1,250.00</b>	<b>\$565.20</b>
<b>Rental Income</b>					
Rental- Verizon	\$100.00	\$500.00	41.67%	\$1,200.00	(\$700.00)
<b>Total Rental Income</b>	<b>\$100.00</b>	<b>\$500.00</b>	<b>41.67%</b>	<b>\$1,200.00</b>	<b>(\$700.00)</b>
<b>Interest Income</b>					
Interest Income	\$28,576.81	\$109,829.69	354.29%	\$31,000.00	\$78,829.69
Unrealized Gain (Loss) on inv	\$11,470.44	(\$50,513.73)	0.00%	\$0.00	(\$50,513.73)
<b>Total Interest Income</b>	<b>\$40,047.25</b>	<b>\$59,315.96</b>	<b>191.34%</b>	<b>\$31,000.00</b>	<b>\$28,315.96</b>
<b>Miscellaneous Income</b>					
Miscellaneous Income & Reir	\$159.48	\$531.70	22.15%	\$2,400.00	(\$1,868.30)
<b>Total Miscellaneous Income</b>	<b>\$159.48</b>	<b>\$531.70</b>	<b>22.15%</b>	<b>\$2,400.00</b>	<b>(\$1,868.30)</b>
<b>Total Revenue</b>	<b>\$133,427.78</b>	<b>\$2,386,140.14</b>	<b>28.66%</b>	<b>\$8,326,824.23</b>	<b>(\$5,940,684.09)</b>

# Barrington Public Library District

## Expenditures-All Funds

For the Period Ended November 30, 2022

	<u>Actual Month</u>	<u>Actual Y-T-D</u>	<u>% of Annual Budget</u>	<u>Annual Budget</u>	<u>% of Appropriation</u>	<u>Appropriation</u>
<b>Expenditures</b>						
Salaries						
Salaries	\$388,430.01	\$1,444,092.70	39.11%	\$3,691,924.00	33.98%	\$4,250,000.00
<b>Total Salaries</b>	<b>\$388,430.01</b>	<b>\$1,444,092.70</b>	<b>39.11%</b>	<b>\$3,691,924.00</b>	<b>33.98%</b>	<b>\$4,250,000.00</b>
Benefits						
FICA employer	\$23,614.81	\$87,905.95	38.40%	\$228,899.00	20.97%	\$419,250.00
Medicare employer	\$5,522.82	\$20,558.61	38.40%	\$53,533.00	0.00%	\$0.00
Unemployment insurance	\$554.60	\$554.60	0.00%	\$0.00	0.00%	\$0.00
IMRF	\$23,570.68	\$130,087.66	41.87%	\$310,675.00	26.02%	\$500,000.00
Insurance-medical and life	\$29,785.51	\$167,941.09	35.42%	\$474,135.00	21.95%	\$765,000.00
<b>Total Benefits</b>	<b>\$83,048.42</b>	<b>\$407,047.91</b>	<b>38.14%</b>	<b>\$1,067,242.00</b>	<b>24.17%</b>	<b>\$1,684,250.00</b>
Staff Development & Training						
Hiring	\$34.95	\$135.92	4.53%	\$3,000.00	0.11%	\$125,000.00
Staff Development	\$1,548.99	\$9,306.29	13.28%	\$70,084.00	0.00%	\$0.00
Dues & Memberships	\$380.00	\$808.00	12.13%	\$6,659.00	0.00%	\$0.00
Staff Expenses	\$737.93	\$2,633.59	32.90%	\$8,005.00	0.00%	\$0.00
<b>Total Staff Development &amp; Train</b>	<b>\$2,701.87</b>	<b>\$12,883.80</b>	<b>14.68%</b>	<b>\$87,748.00</b>	<b>10.31%</b>	<b>\$125,000.00</b>
Library Materials						
Books	\$18,831.14	\$88,015.46	36.67%	\$240,000.00	0.00%	\$0.00
Books-Grab & Go	\$714.36	\$3,868.02	42.98%	\$9,000.00	0.00%	\$0.00
Periodicals	\$701.42	\$1,581.39	11.30%	\$14,000.00	0.00%	\$0.00
E-Periodicals	\$16,303.60	\$16,303.60	57.76%	\$28,226.00	0.00%	\$0.00
Circulating Equipment	\$178.30	\$1,295.02	25.90%	\$5,000.00	0.00%	\$0.00
Audio books-spoken	\$1,188.22	\$6,240.36	37.82%	\$16,500.00	0.00%	\$0.00
CDs	\$218.73	\$1,773.57	39.41%	\$4,500.00	0.00%	\$0.00
Digital Music	\$0.00	\$2,050.00	12.49%	\$16,417.00	0.00%	\$0.00
E-Books	\$21,411.69	\$74,702.63	30.49%	\$245,000.00	0.00%	\$0.00
DVDs	\$5,315.77	\$17,111.65	22.82%	\$75,000.00	0.00%	\$0.00
DVDs Grab & Go	\$714.66	\$2,510.03	27.89%	\$9,000.00	0.00%	\$0.00
E-DVDs	\$0.00	\$17,000.00	45.33%	\$37,500.00	0.00%	\$0.00
E-Audio Books	\$11,889.45	\$39,590.68	34.88%	\$113,500.00	0.00%	\$0.00
Refund for Materials lost & p	\$66.47	\$375.74	18.79%	\$2,000.00	0.02%	\$1,650,000.00
AV Video Games	\$679.91	\$4,747.28	36.24%	\$13,100.00	0.00%	\$0.00
Realia	\$50.00	\$227.87	15.19%	\$1,500.00	0.00%	\$0.00
Processing supplies	\$151.96	\$378.86	2.71%	\$14,000.00	0.00%	\$0.00
Online Computer Library Cen	\$0.00	\$33,488.45	100.00%	\$33,489.00	0.00%	\$0.00
<b>Total Library Materials</b>	<b>\$78,415.68</b>	<b>\$311,260.61</b>	<b>35.46%</b>	<b>\$877,732.00</b>	<b>18.86%</b>	<b>\$1,650,000.00</b>
Electronic Information						
Electronic information	\$0.00	\$75,023.10	43.53%	\$172,350.00	18.76%	\$400,000.00

# Barrington Public Library District

## Expenditures-All Funds

For the Period Ended November 30, 2022

	Actual Month	Actual Y-T-D	% of Annual Budget	Annual Budget	% of Appropriation	Appropriation
Total Electronic Information	\$0.00	\$75,023.10	43.53%	\$172,350.00	18.76%	\$400,000.00
Library Programs						
Pilot Programs	\$0.00	\$777.15	12.95%	\$6,000.00	0.39%	\$200,000.00
Library programs	\$6,741.60	\$25,105.44	30.43%	\$82,500.00	7.65%	\$328,000.00
Total Library Programs	\$6,741.60	\$25,882.59	29.25%	\$88,500.00	4.90%	\$528,000.00
District Admin & Operating Expense						
Departmental supplies	\$489.40	\$5,599.11	25.98%	\$21,550.00	2.80%	\$200,000.00
Office supplies	\$1,603.52	\$2,280.31	41.46%	\$5,500.00	0.00%	\$0.00
Postage	\$1,609.17	\$11,856.62	44.78%	\$26,475.00	0.00%	\$0.00
Promotional & display mater	\$2,599.39	\$12,296.76	47.02%	\$26,150.00	0.00%	\$0.00
Fees & Service Charges	\$7,066.72	\$16,975.69	43.09%	\$39,394.00	679.03%	\$2,500.00
Business Insurance	\$0.00	\$852.79	1.01%	\$84,616.00	0.57%	\$150,000.00
Total District Admin & Operating Expense	\$13,368.20	\$49,861.28	24.48%	\$203,685.00	14.15%	\$352,500.00
Facility Operating Expense						
Rental Spaces	\$0.00	\$840.00	100.00%	\$840.00	0.00%	\$0.00
Security	\$450.00	\$1,266.00	99.69%	\$1,270.00	0.25%	\$500,000.00
Utilities-electric	\$5,804.21	\$50,770.67	44.15%	\$115,000.00	0.00%	\$0.00
Utilities-gas	\$2,044.76	\$6,956.79	29.60%	\$23,500.00	0.00%	\$0.00
Utilities-water, sewer	\$622.92	\$3,704.58	37.05%	\$10,000.00	0.00%	\$0.00
Utilities-Garbage	\$346.18	\$1,736.09	37.74%	\$4,600.00	0.00%	\$0.00
Telephone	\$4,115.05	\$20,965.63	38.04%	\$55,120.00	0.00%	\$0.00
Building maintenance & repa	\$14,681.22	\$60,762.10	40.18%	\$151,230.00	14.13%	\$430,000.00
Bldg maintenance supplies	\$1,690.48	\$10,546.34	40.56%	\$26,000.00	0.00%	\$0.00
Repair Contingency	\$7,998.95	\$28,235.50	96.04%	\$29,400.00	0.00%	\$0.00
Equipment maintenance	\$1,610.55	\$42,017.30	33.69%	\$124,714.00	20.01%	\$210,000.00
Piano maintenance	\$0.00	\$175.00	21.88%	\$800.00	1.75%	\$10,000.00
Traffic light	\$0.00	\$3,087.42	52.33%	\$5,900.00	0.00%	\$0.00
Site maintenance	\$1,725.00	\$35,379.98	37.12%	\$95,300.00	18.14%	\$195,000.00
Site Contingency	\$0.00	\$60.00	0.30%	\$20,000.00	0.00%	\$0.00
Vehicle operation & mainten.	\$745.76	\$3,437.54	38.19%	\$9,000.00	0.00%	\$0.00
Total Facility Operating Expense	\$41,835.08	\$269,940.94	40.13%	\$672,674.00	20.07%	\$1,345,000.00
Capital Assets						
Capital Assets	\$0.00	\$2,405.00	58.59%	\$4,105.00	0.08%	\$2,943,138.00
Library Building & Grounds R	\$132,934.71	\$421,248.05	45.36%	\$928,754.00	8.71%	\$4,835,000.00
Total Capital Assets	\$132,934.71	\$423,653.05	45.41%	\$932,859.00	5.45%	\$7,778,138.00
Furniture, Fixtures & Equipment						
Furniture, Fixtures & Equipme	\$0.00	\$0.00	0.00%	\$14,700.00	0.00%	\$500,000.00
Total Furniture, Fixtures & Equip	\$0.00	\$0.00	0.00%	\$14,700.00	0.00%	\$500,000.00
Technology Hardware & Software						

# Barrington Public Library District

## Expenditures-All Funds

For the Period Ended November 30, 2022

	<b>Actual Month</b>	<b>Actual Y-T-D</b>	<b>% of Annual Budget</b>	<b>Annual Budget</b>	<b>% of Appropriation</b>	<b>Appropriation</b>
Technology Hardware	\$3,436.40	\$19,432.61	6.58%	\$295,381.00	1.94%	\$1,000,000.00
Technology Contingency	\$4,057.97	\$4,518.13	12.91%	\$35,000.00	0.00%	\$0.00
Software & Subscriptions	\$22,249.78	\$123,150.66	35.00%	\$351,858.00	0.00%	\$0.00
<b>Total Technology Hardware &amp; S</b>	<b>\$29,744.15</b>	<b>\$147,101.40</b>	<b>21.56%</b>	<b>\$682,239.00</b>	<b>14.71%</b>	<b>\$1,000,000.00</b>
<b>Professional Services</b>						
Legal fees	\$1,170.00	\$8,741.90	41.63%	\$21,000.00	2.19%	\$400,000.00
Legal expenses	\$0.00	\$135.00	54.00%	\$250.00	0.00%	\$0.00
Consultant fees	\$4,235.00	\$33,168.75	26.21%	\$126,535.00	94.77%	\$35,000.00
Audit expense	\$1,600.00	\$13,200.00	100.00%	\$13,200.00	0.00%	\$0.00
<b>Total Professional Services</b>	<b>\$7,005.00</b>	<b>\$55,245.65</b>	<b>34.32%</b>	<b>\$160,985.00</b>	<b>12.70%</b>	<b>\$435,000.00</b>
<b>Trustee Expenses</b>						
Trustee expense	\$463.36	\$834.59	27.82%	\$3,000.00	8.35%	\$10,000.00
<b>Total Trustee Expenses</b>	<b>\$463.36</b>	<b>\$834.59</b>	<b>27.82%</b>	<b>\$3,000.00</b>	<b>8.35%</b>	<b>\$10,000.00</b>
<b>Total Expenditures</b>	<b>\$784,688.08</b>	<b>\$3,222,827.62</b>	<b>37.23%</b>	<b>\$8,655,638.00</b>	<b>16.07%</b>	<b>\$20,057,888.00</b>



# Barrington Public Library District

## Expenditures-General Fund

For the Period Ended November 30, 2022

	<u>Actual Month</u>	<u>Actual Y-T-D</u>	<u>% of Annual Budget</u>	<u>Annual Budget</u>	<u>% of Appropriation</u>	<u>Appropriation</u>
<b>Expenditures</b>						
Salaries						
Salaries	\$388,430.01	\$1,444,092.70	39.11%	\$3,691,924.00	33.98%	\$4,250,000.00
Total Salaries	\$388,430.01	\$1,444,092.70	39.11%	\$3,691,924.00	33.98%	\$4,250,000.00
Benefits						
Insurance-medical and life	\$29,785.51	\$167,941.09	35.42%	\$474,135.00	21.95%	\$765,000.00
Total Benefits	\$29,785.51	\$167,941.09	35.42%	\$474,135.00	21.95%	\$765,000.00
Staff Development & Training						
Hiring	\$34.95	\$135.92	4.53%	\$3,000.00	0.11%	\$125,000.00
Staff Development	\$1,548.99	\$9,306.29	13.28%	\$70,084.00	0.00%	\$0.00
Dues & Memberships	\$380.00	\$808.00	12.13%	\$6,659.00	0.00%	\$0.00
Staff Expenses	\$737.93	\$2,528.59	31.59%	\$8,005.00	0.00%	\$0.00
Total Staff Development & Train	\$2,701.87	\$12,778.80	14.56%	\$87,748.00	10.22%	\$125,000.00
Library Materials						
Books	\$12,026.02	\$61,898.71	25.79%	\$240,000.00	0.00%	\$0.00
Books-Grab & Go	\$714.36	\$3,868.02	42.98%	\$9,000.00	0.00%	\$0.00
Periodicals	\$701.42	\$1,581.39	11.30%	\$14,000.00	0.00%	\$0.00
E-Periodicals	\$16,303.60	\$16,303.60	57.76%	\$28,226.00	0.00%	\$0.00
Circulating Equipment	\$178.30	\$1,295.02	25.90%	\$5,000.00	0.00%	\$0.00
Audio books-spoken	\$1,188.22	\$6,240.36	37.82%	\$16,500.00	0.00%	\$0.00
CDs	\$218.73	\$1,773.57	39.41%	\$4,500.00	0.00%	\$0.00
Digital Music	\$0.00	\$2,050.00	12.49%	\$16,417.00	0.00%	\$0.00
E-Books	\$21,411.69	\$74,702.63	30.49%	\$245,000.00	0.00%	\$0.00
DVDs	\$5,315.77	\$17,111.65	22.82%	\$75,000.00	0.00%	\$0.00
DVDs Grab & Go	\$714.66	\$2,510.03	27.89%	\$9,000.00	0.00%	\$0.00
E-DVDs	\$0.00	\$17,000.00	45.33%	\$37,500.00	0.00%	\$0.00
E-Audio Books	\$11,889.45	\$39,590.68	34.88%	\$113,500.00	0.00%	\$0.00
Refund for Materials lost & p	\$66.47	\$375.74	18.79%	\$2,000.00	0.02%	\$1,650,000.00
AV Video Games	\$679.91	\$4,747.28	36.24%	\$13,100.00	0.00%	\$0.00
Realia	\$50.00	\$227.87	15.19%	\$1,500.00	0.00%	\$0.00
Processing supplies	\$151.96	\$378.86	2.71%	\$14,000.00	0.00%	\$0.00
Online Computer Library Cen	\$0.00	\$33,488.45	100.00%	\$33,489.00	0.00%	\$0.00
Total Library Materials	\$71,610.56	\$285,143.86	32.49%	\$877,732.00	17.28%	\$1,650,000.00
Electronic Information						
Electronic information	\$0.00	\$75,023.10	43.53%	\$172,350.00	18.76%	\$400,000.00
Total Electronic Information	\$0.00	\$75,023.10	43.53%	\$172,350.00	18.76%	\$400,000.00
Library Programs						
Pilot Programs	\$0.00	\$777.15	12.95%	\$6,000.00	0.39%	\$200,000.00
Library programs	\$6,741.60	\$24,119.49	32.73%	\$73,700.00	0.00%	\$0.00

**Barrington Public Library District**  
**Expenditures-General Fund**  
For the Period Ended November 30, 2022

	<b>Actual Month</b>	<b>Actual Y-T-D</b>	<b>% of Annual Budget</b>	<b>Annual Budget</b>	<b>% of Appropriation</b>	<b>Appropriation</b>
Total Library Programs	\$6,741.60	\$24,896.64	31.24%	\$79,700.00	12.45%	\$200,000.00
<b>District Admin &amp; Operating Expense</b>						
Departmental supplies	\$489.40	\$5,599.11	25.98%	\$21,550.00	2.80%	\$200,000.00
Office supplies	\$1,603.52	\$2,280.31	41.46%	\$5,500.00	0.00%	\$0.00
Postage	\$1,609.17	\$11,856.62	44.78%	\$26,475.00	0.00%	\$0.00
Promotional & display mater	\$2,599.39	\$12,296.76	47.02%	\$26,150.00	0.00%	\$0.00
Fees & Service Charges	\$6,663.43	\$15,794.40	42.01%	\$37,594.00	0.00%	\$0.00
Total District Admin & Operatin	\$12,964.91	\$47,827.20	40.78%	\$117,269.00	23.91%	\$200,000.00
<b>Facility Operating Expense</b>						
Security	\$450.00	\$1,266.00	99.69%	\$1,270.00	0.25%	\$500,000.00
Utilities-electric	\$5,804.21	\$39,252.62	34.13%	\$115,000.00	0.00%	\$0.00
Utilities-gas	\$0.00	\$1,787.74	7.61%	\$23,500.00	0.00%	\$0.00
Utilities-water, sewer	\$0.00	\$581.04	5.81%	\$10,000.00	0.00%	\$0.00
Utilities-Garbage	\$0.00	\$346.18	7.53%	\$4,600.00	0.00%	\$0.00
Telephone	\$4,115.05	\$20,965.63	38.04%	\$55,120.00	0.00%	\$0.00
Equipment maintenance	\$0.00	\$22,288.17	0.00%	\$0.00	0.00%	\$0.00
Piano maintenance	\$0.00	\$175.00	21.88%	\$800.00	1.75%	\$10,000.00
Total Facility Operating Expense	\$10,369.26	\$86,662.38	41.21%	\$210,290.00	16.99%	\$510,000.00
<b>Capital Assets</b>						
Capital Assets	\$0.00	\$0.00	0.00%	\$0.00	0.00%	\$2,758,138.00
Total Capital Assets	\$0.00	\$0.00	0.00%	\$0.00	0.00%	\$2,758,138.00
<b>Furniture, Fixtures &amp; Equipment</b>						
Furniture, Fixtures & Equipme	\$0.00	\$0.00	0.00%	\$14,700.00	0.00%	\$500,000.00
Total Furniture, Fixtures & Equip	\$0.00	\$0.00	0.00%	\$14,700.00	0.00%	\$500,000.00
<b>Technology Hardware &amp; Software</b>						
Technology Hardware	\$3,436.40	\$19,432.61	6.58%	\$295,381.00	1.94%	\$1,000,000.00
Technology Contingency	\$4,057.97	\$4,518.13	12.91%	\$35,000.00	0.00%	\$0.00
Software & Subscriptions	\$22,249.78	\$123,150.66	35.00%	\$351,858.00	0.00%	\$0.00
Total Technology Hardware & S	\$29,744.15	\$147,101.40	21.56%	\$682,239.00	14.71%	\$1,000,000.00
<b>Professional Services</b>						
Legal fees	\$1,170.00	\$8,741.90	41.63%	\$21,000.00	2.19%	\$400,000.00
Legal expenses	\$0.00	\$135.00	54.00%	\$250.00	0.00%	\$0.00
Consultant fees	\$4,235.00	\$33,168.75	34.36%	\$96,535.00	0.00%	\$0.00
Audit expense	\$1,600.00	\$13,200.00	100.00%	\$13,200.00	0.00%	\$0.00
Total Professional Services	\$7,005.00	\$55,245.65	42.18%	\$130,985.00	13.81%	\$400,000.00
<b>Trustee Expenses</b>						
Trustee expense	\$463.36	\$834.59	27.82%	\$3,000.00	8.35%	\$10,000.00
Total Trustee Expenses	\$463.36	\$834.59	27.82%	\$3,000.00	8.35%	\$10,000.00

**Barrington Public Library District**  
**Expenditures-General Fund**

For the Period Ended November 30, 2022

	<u>Actual Month</u>	<u>Actual Y-T-D</u>	<u>% of Annual Budget</u>	<u>Annual Budget</u>	<u>% of Appropriation</u>	<u>Appropriation</u>
<b>Total Expenditures</b>	<b>\$559,816.23</b>	<b>\$2,347,547.41</b>	<b>35.88%</b>	<b>\$6,542,072.00</b>	<b>18.39%</b>	<b>\$12,768,138.00</b>

**Barrington Public Library District**  
**Expenditures-Other Funds**  
For the Period Ended November 30, 2022

	<u>Actual Month</u>	<u>Actual Y-T-D</u>	<u>% of Annual Budget</u>	<u>Annual Budget</u>	<u>% of Appropriation</u>	<u>Appropriation</u>
<b>Expenditures</b>						
<b>Benefits</b>						
FICA employer	\$23,614.81	\$87,905.95	38.40%	\$228,899.00	20.97%	\$419,250.00
Medicare employer	\$5,522.82	\$20,558.61	38.40%	\$53,533.00	0.00%	\$0.00
Unemployment insurance	\$554.60	\$554.60	0.00%	\$0.00	0.00%	\$0.00
IMRF	\$23,570.68	\$130,087.66	41.87%	\$310,675.00	26.02%	\$500,000.00
<b>Total Benefits</b>	<b>\$53,262.91</b>	<b>\$239,106.82</b>	<b>40.31%</b>	<b>\$593,107.00</b>	<b>26.01%</b>	<b>\$919,250.00</b>
<b>Staff Development &amp; Training</b>						
Staff Expenses	\$0.00	\$105.00	0.00%	\$0.00	0.00%	\$0.00
<b>Total Staff Development &amp; Train</b>	<b>\$0.00</b>	<b>\$105.00</b>	<b>0.00%</b>	<b>\$0.00</b>	<b>0.00%</b>	<b>\$0.00</b>
<b>Library Materials</b>						
Books	\$6,805.12	\$26,116.75	0.00%	\$0.00	0.00%	\$0.00
<b>Total Library Materials</b>	<b>\$6,805.12</b>	<b>\$26,116.75</b>	<b>0.00%</b>	<b>\$0.00</b>	<b>0.00%</b>	<b>\$0.00</b>
<b>Library Programs</b>						
Library programs	\$0.00	\$985.95	11.20%	\$8,800.00	0.30%	\$328,000.00
<b>Total Library Programs</b>	<b>\$0.00</b>	<b>\$985.95</b>	<b>11.20%</b>	<b>\$8,800.00</b>	<b>0.30%</b>	<b>\$328,000.00</b>
<b>District Admin &amp; Operating Expe</b>						
Fees & Service Charges	\$403.29	\$1,181.29	65.63%	\$1,800.00	47.25%	\$2,500.00
Business Insurance	\$0.00	\$852.79	1.01%	\$84,616.00	0.57%	\$150,000.00
<b>Total District Admin &amp; Operatin</b>	<b>\$403.29</b>	<b>\$2,034.08</b>	<b>2.35%</b>	<b>\$86,416.00</b>	<b>1.33%</b>	<b>\$152,500.00</b>
<b>Facility Operating Expense</b>						
Rental Spaces	\$0.00	\$840.00	100.00%	\$840.00	0.00%	\$0.00
Utilities-electric	\$0.00	\$11,518.05	0.00%	\$0.00	0.00%	\$0.00
Utilities-gas	\$2,044.76	\$5,169.05	0.00%	\$0.00	0.00%	\$0.00
Utilities-water, sewer	\$622.92	\$3,123.54	0.00%	\$0.00	0.00%	\$0.00
Utilities-Garbage	\$346.18	\$1,389.91	0.00%	\$0.00	0.00%	\$0.00
Building maintenance & repa	\$14,681.22	\$60,762.10	40.18%	\$151,230.00	14.13%	\$430,000.00
Bldg maintenance supplies	\$1,690.48	\$10,546.34	40.56%	\$26,000.00	0.00%	\$0.00
Repair Contingency	\$7,998.95	\$28,235.50	96.04%	\$29,400.00	0.00%	\$0.00
Equipment maintenance	\$1,610.55	\$19,729.13	15.82%	\$124,714.00	9.39%	\$210,000.00
Traffic light	\$0.00	\$3,087.42	52.33%	\$5,900.00	0.00%	\$0.00
Site maintenance	\$1,725.00	\$35,379.98	37.12%	\$95,300.00	18.14%	\$195,000.00
Site Contingency	\$0.00	\$60.00	0.30%	\$20,000.00	0.00%	\$0.00
Vehicle operation & mainten.	\$745.76	\$3,437.54	38.19%	\$9,000.00	0.00%	\$0.00
<b>Total Facility Operating Expense</b>	<b>\$31,465.82</b>	<b>\$183,278.56</b>	<b>39.64%</b>	<b>\$462,384.00</b>	<b>21.95%</b>	<b>\$835,000.00</b>
<b>Capital Assets</b>						
Capital Assets	\$0.00	\$2,405.00	58.59%	\$4,105.00	1.30%	\$185,000.00
Library Building & Grounds R	\$132,934.71	\$421,248.05	45.36%	\$928,754.00	8.71%	\$4,835,000.00

# Barrington Public Library District

## Expenditures-Other Funds

For the Period Ended November 30, 2022

	<b>Actual Month</b>	<b>Actual Y-T-D</b>	<b>% of Annual Budget</b>	<b>Annual Budget</b>	<b>% of Appropriation</b>	<b>Appropriation</b>
Total Capital Assets	\$132,934.71	\$423,653.05	45.41%	\$932,859.00	8.44%	\$5,020,000.00
Professional Services						
Consultant fees	\$0.00	\$0.00	0.00%	\$30,000.00	0.00%	\$35,000.00
Total Professional Services	\$0.00	\$0.00	0.00%	\$30,000.00	0.00%	\$35,000.00
<b>Total Expenditures</b>	<b>\$224,871.85</b>	<b>\$875,280.21</b>	<b>41.41%</b>	<b>\$2,113,566.00</b>	<b>12.01%</b>	<b>\$7,289,750.00</b>

# Barrington Public Library District

## Account Distribution

### General Fund

Date	Trans.	Journal	Reference	Debit Amount	Credit Amount	Balance
<b>10-4000-00</b>						
<b>Account: 10-4000-00 (Salaries)</b>						
11/01/2022						Account Beginning Balance \$5,860.79
11/01/2022	8711-15	Journal Entry	Payroll & Settlement of Taxes	\$0.00		
11/18/2022	8760-16	Journal Entry	Payroll & Settlement of Taxes	\$3,668.55		
11/30/2022	8781-15	Journal Entry	Payroll & Settlement of Taxes	\$106.28		
				\$3,774.83	\$0.00	
11/30/2022						Account Net Change \$3,774.83
11/30/2022						Account Ending Balance \$9,635.62
<b>10-4000-10</b>						
<b>Account: 10-4000-10 (Salaries)</b>						
11/01/2022						Account Beginning Balance \$111,147.54
11/01/2022	8711-16	Journal Entry	Payroll & Settlement of Taxes	\$13,057.96		
11/18/2022	8760-17	Journal Entry	Payroll & Settlement of Taxes	\$4,987.84		
11/30/2022	8781-16	Journal Entry	Payroll & Settlement of Taxes	\$13,159.24		
				\$31,205.04	\$0.00	
11/30/2022						Account Net Change \$31,205.04
11/30/2022						Account Ending Balance \$142,352.58
<b>10-4000-11</b>						
<b>Account: 10-4000-11 (Salaries)</b>						
11/01/2022						Account Beginning Balance \$49,064.77
11/01/2022	8711-17	Journal Entry	Payroll & Settlement of Taxes	\$6,096.21		
11/18/2022	8760-18	Journal Entry	Payroll & Settlement of Taxes	\$6,299.58		
11/30/2022	8781-17	Journal Entry	Payroll & Settlement of Taxes	\$6,537.86		
				\$18,933.65	\$0.00	
11/30/2022						Account Net Change \$18,933.65
11/30/2022						Account Ending Balance \$67,998.42
<b>10-4000-12</b>						
<b>Account: 10-4000-12 (Salaries)</b>						
11/01/2022						Account Beginning Balance \$38,501.08
11/01/2022	8711-18	Journal Entry	Payroll & Settlement of Taxes	\$4,987.84		
11/18/2022	8760-19	Journal Entry	Payroll & Settlement of Taxes	\$13,114.06		
11/30/2022	8781-18	Journal Entry	Payroll & Settlement of Taxes	\$4,981.71		
				\$23,083.61	\$0.00	
11/30/2022						Account Net Change \$23,083.61
11/30/2022						Account Ending Balance \$61,584.69
<b>10-4000-13</b>						
<b>Account: 10-4000-13 (Salaries)</b>						
11/01/2022						Account Beginning Balance \$50,539.52
11/01/2022	8711-19	Journal Entry	Payroll & Settlement of Taxes	\$5,963.47		
11/18/2022	8760-20	Journal Entry	Payroll & Settlement of Taxes	\$5,963.48		
11/30/2022	8781-19	Journal Entry	Payroll & Settlement of Taxes	\$5,963.48		
				\$17,890.43	\$0.00	
11/30/2022						Account Net Change \$17,890.43
11/30/2022						Account Ending Balance \$68,429.95

# Barrington Public Library District

## Account Distribution

### General Fund

Date	Trans.	Journal	Reference	Debit Amount	Credit Amount	Balance
<b>10-4000-20</b>						
<b>Account: 10-4000-20 (Salaries)</b>						
11/01/2022			<i>Account Beginning Balance</i>			\$208,617.91
11/01/2022	8711-20	Journal Entry	Payroll & Settlement of Taxes	\$26,642.22		
11/18/2022	8760-21	Journal Entry	Payroll & Settlement of Taxes	\$26,455.22		
11/30/2022	8781-20	Journal Entry	Payroll & Settlement of Taxes	\$26,516.13		
				<u>\$79,613.57</u>	<u>\$0.00</u>	
11/30/2022			<i>Account Net Change</i>			<u>\$79,613.57</u>
11/30/2022			<i>Account Ending Balance</i>			<u>\$288,231.48</u>
<b>10-4000-30</b>						
<b>Account: 10-4000-30 (Salaries)</b>						
11/01/2022			<i>Account Beginning Balance</i>			\$50,078.23
11/01/2022	8711-21	Journal Entry	Payroll & Settlement of Taxes	\$5,177.30		
11/18/2022	8760-22	Journal Entry	Payroll & Settlement of Taxes	\$6,043.39		
11/30/2022	8781-21	Journal Entry	Payroll & Settlement of Taxes	\$5,907.11		
				<u>\$17,127.80</u>	<u>\$0.00</u>	
11/30/2022			<i>Account Net Change</i>			<u>\$17,127.80</u>
11/30/2022			<i>Account Ending Balance</i>			<u>\$67,206.03</u>
<b>10-4000-35</b>						
<b>Account: 10-4000-35 (Salaries)</b>						
11/01/2022			<i>Account Beginning Balance</i>			\$97,872.34
11/01/2022	8711-22	Journal Entry	Payroll & Settlement of Taxes	\$12,330.32		
11/18/2022	8760-23	Journal Entry	Payroll & Settlement of Taxes	\$13,415.44		
11/30/2022	8781-22	Journal Entry	Payroll & Settlement of Taxes	\$13,322.25		
				<u>\$39,068.01</u>	<u>\$0.00</u>	
11/30/2022			<i>Account Net Change</i>			<u>\$39,068.01</u>
11/30/2022			<i>Account Ending Balance</i>			<u>\$136,940.35</u>
<b>10-4000-40</b>						
<b>Account: 10-4000-40 (Salaries)</b>						
11/01/2022			<i>Account Beginning Balance</i>			\$112,245.56
11/01/2022	8711-23	Journal Entry	Payroll & Settlement of Taxes	\$13,911.43		
11/18/2022	8760-24	Journal Entry	Payroll & Settlement of Taxes	\$14,805.51		
11/30/2022	8781-23	Journal Entry	Payroll & Settlement of Taxes	\$14,840.41		
				<u>\$43,557.35</u>	<u>\$0.00</u>	
11/30/2022			<i>Account Net Change</i>			<u>\$43,557.35</u>
11/30/2022			<i>Account Ending Balance</i>			<u>\$155,802.91</u>
<b>10-4000-45</b>						
<b>Account: 10-4000-45 (Salaries)</b>						
11/01/2022			<i>Account Beginning Balance</i>			\$26,435.98
11/01/2022	8711-24	Journal Entry	Payroll & Settlement of Taxes	\$3,311.54		
11/18/2022	8760-25	Journal Entry	Payroll & Settlement of Taxes	\$3,704.07		
11/30/2022	8781-24	Journal Entry	Payroll & Settlement of Taxes	\$3,704.07		
				<u>\$10,719.68</u>	<u>\$0.00</u>	
11/30/2022			<i>Account Net Change</i>			<u>\$10,719.68</u>
11/30/2022			<i>Account Ending Balance</i>			<u>\$37,155.66</u>

# Barrington Public Library District

## Account Distribution

### General Fund

Date	Trans.	Journal	Reference	Debit Amount	Credit Amount	Balance
<b>10-4000-50</b>						
<b>Account: 10-4000-50 (Salaries)</b>						
11/01/2022			<i>Account Beginning Balance</i>			\$137,656.95
11/01/2022	8711-25	Journal Entry	Payroll & Settlement of Taxes	\$16,237.91		
11/18/2022	8760-26	Journal Entry	Payroll & Settlement of Taxes	\$16,360.25		
11/30/2022	8781-25	Journal Entry	Payroll & Settlement of Taxes	\$16,304.22		
				<u>\$48,902.38</u>	<u>\$0.00</u>	
11/30/2022			<i>Account Net Change</i>			<u>\$48,902.38</u>
11/30/2022			<i>Account Ending Balance</i>			<u>\$186,559.33</u>
<b>10-4000-60</b>						
<b>Account: 10-4000-60 (Salaries)</b>						
11/01/2022			<i>Account Beginning Balance</i>			\$167,642.02
11/01/2022	8711-26	Journal Entry	Payroll & Settlement of Taxes	\$18,941.55		
11/18/2022	8760-27	Journal Entry	Payroll & Settlement of Taxes	\$18,292.47		
11/30/2022	8781-26	Journal Entry	Payroll & Settlement of Taxes	\$17,319.64		
				<u>\$54,553.66</u>	<u>\$0.00</u>	
11/30/2022			<i>Account Net Change</i>			<u>\$54,553.66</u>
11/30/2022			<i>Account Ending Balance</i>			<u>\$222,195.68</u>
<b>10-4600-00</b>						
<b>Account: 10-4600-00 (Insurance-medical and life)</b>						
11/01/2022			<i>Account Beginning Balance</i>			\$138,155.58
11/01/2022	8711-14	Journal Entry	Payroll & Settlement of Taxes		\$2,561.45	
11/01/2022	8715-1	Journal Entry	Insurance premium IMRF reimbursement		\$47.00	
11/02/2022	8723-2	Journal Entry	reimbursements, donation, rent		\$2,197.00	
11/09/2022	8736-25	Accounts Payable	Wellness Insurance N-Medical-Life Insurance mon	\$39,575.11		
11/18/2022	8760-15	Journal Entry	Payroll & Settlement of Taxes		\$2,570.85	
11/30/2022	8781-14	Journal Entry	Payroll & Settlement of Taxes		\$2,413.30	
				<u>\$39,575.11</u>	<u>\$9,789.60</u>	
11/30/2022			<i>Account Net Change</i>			<u>\$29,785.51</u>
11/30/2022			<i>Account Ending Balance</i>			<u>\$167,941.09</u>
<b>10-4700-00</b>						
<b>Account: 10-4700-00 (Hiring)</b>						
11/01/2022			<i>Account Beginning Balance</i>			\$100.97
11/18/2022	8760-3	Journal Entry	Payroll & Settlement of Taxes	\$34.95		
				<u>\$34.95</u>	<u>\$0.00</u>	
11/30/2022			<i>Account Net Change</i>			<u>\$34.95</u>
11/30/2022			<i>Account Ending Balance</i>			<u>\$135.92</u>
<b>10-4800-00</b>						
<b>Account: 10-4800-00 (Staff Development)</b>						
11/01/2022			<i>Account Beginning Balance</i>			\$601.93
11/02/2022	8712-23	Accounts Payable	First Bankcard-Legislative Breakfast	\$20.00		
11/02/2022	8712-49	Accounts Payable	First Bankcard-Sandwiches for Team	\$70.00		
11/02/2022	8712-53	Accounts Payable	First Bankcard-Pizza for Team	\$124.24		
11/02/2022	8712-74	Accounts Payable	First Bankcard-Lunch for staff (miss read invoice sl	\$8.00		
11/09/2022	8736-219	Accounts Payable	Illinois Library Ass-2022-2023 ILA Membership	\$500.00		
11/23/2022	8769-41	Accounts Payable	Amazon Capital Servi-Fall into Reading Prizes	\$56.30		
11/23/2022	8769-67	Accounts Payable	Amazon Capital Servi-Fall into reading prizes	\$14.39		



# Barrington Public Library District

## Account Distribution

### General Fund

Date	Trans.	Journal	Reference	Debit Amount	Credit Amount	Balance
<b>Account:</b>	<b>10-4800-00 (Staff Development)</b>					
				\$792.93	\$0.00	
11/30/2022			<i>Account Net Change</i>			\$792.93
11/30/2022			<i>Account Ending Balance</i>			<u>\$1,394.86</u>
<b>Account:</b>	<b>10-4800-10 (Staff Development)</b>					
11/01/2022			<i>Account Beginning Balance</i>			\$1,665.74
11/30/2022			<i>Account Net Change</i>			\$0.00
11/30/2022			<i>Account Ending Balance</i>			<u>\$1,665.74</u>
<b>Account:</b>	<b>10-4800-11 (Staff Development)</b>					
11/01/2022			<i>Account Beginning Balance</i>			\$2,301.50
11/30/2022			<i>Account Net Change</i>			\$0.00
11/30/2022			<i>Account Ending Balance</i>			<u>\$2,301.50</u>
<b>Account:</b>	<b>10-4800-13 (Staff Development)</b>					
11/01/2022			<i>Account Beginning Balance</i>			\$275.00
11/01/2022	8711-29	Journal Entry	Payroll & Settlement of Taxes	\$155.31		
11/02/2022	8712-37	Accounts Payable	First Bankcard-Annual Conference	\$275.00		
11/18/2022	8760-30	Journal Entry	Payroll & Settlement of Taxes	\$0.00		
				<u>\$430.31</u>	<u>\$0.00</u>	
11/30/2022			<i>Account Net Change</i>			\$430.31
11/30/2022			<i>Account Ending Balance</i>			<u>\$705.31</u>
<b>Account:</b>	<b>10-4800-20 (Staff Development)</b>					
11/01/2022			<i>Account Beginning Balance</i>			\$739.00
11/01/2022	8711-28	Journal Entry	Payroll & Settlement of Taxes	\$325.75		
11/18/2022	8760-29	Journal Entry	Payroll & Settlement of Taxes	\$0.00		
				<u>\$325.75</u>	<u>\$0.00</u>	
11/30/2022			<i>Account Net Change</i>			\$325.75
11/30/2022			<i>Account Ending Balance</i>			<u>\$1,064.75</u>
<b>Account:</b>	<b>10-4800-40 (Staff Development)</b>					
11/01/2022			<i>Account Beginning Balance</i>			\$1,249.00
11/30/2022			<i>Account Net Change</i>			\$0.00
11/30/2022			<i>Account Ending Balance</i>			<u>\$1,249.00</u>
<b>Account:</b>	<b>10-4800-50 (Staff Development)</b>					
11/01/2022			<i>Account Beginning Balance</i>			\$0.00
11/30/2022	8781-28	Journal Entry	Payroll & Settlement of Taxes	\$0.00		
				<u>\$0.00</u>	<u>\$0.00</u>	
11/30/2022			<i>Account Net Change</i>			\$0.00
11/30/2022			<i>Account Ending Balance</i>			<u>\$0.00</u>

# Barrington Public Library District

## Account Distribution

### General Fund

Date	Trans.	Journal	Reference	Debit Amount	Credit Amount	Balance
<b>10-4800-60</b>						
<b>Account: 10-4800-60 (Staff Development)</b>						
11/01/2022						Account Beginning Balance \$925.13
11/30/2022	8781-29	Journal Entry	Payroll & Settlement of Taxes	\$0.00		
				\$0.00	\$0.00	
11/30/2022						Account Net Change \$0.00
11/30/2022						Account Ending Balance \$925.13
<b>10-4810-13</b>						
<b>Account: 10-4810-13 (Dues &amp; Memberships)</b>						
11/01/2022						Account Beginning Balance \$200.00
11/30/2022						Account Net Change \$0.00
11/30/2022						Account Ending Balance \$200.00
<b>10-4810-20</b>						
<b>Account: 10-4810-20 (Dues &amp; Memberships)</b>						
11/01/2022						Account Beginning Balance \$0.00
11/02/2022	8712-51	Accounts Payable	First Bankcard-Membership Renewal	\$155.00		
				\$155.00	\$0.00	
11/30/2022						Account Net Change \$155.00
11/30/2022						Account Ending Balance \$155.00
<b>10-4810-40</b>						
<b>Account: 10-4810-40 (Dues &amp; Memberships)</b>						
11/01/2022						Account Beginning Balance \$228.00
11/30/2022						Account Net Change \$0.00
11/30/2022						Account Ending Balance \$228.00
<b>10-4810-50</b>						
<b>Account: 10-4810-50 (Dues &amp; Memberships)</b>						
11/01/2022						Account Beginning Balance \$0.00
11/16/2022	8736-59	Accounts Payable	American Library Ass-Regular & Core Membership	\$225.00		
				\$225.00	\$0.00	
11/30/2022						Account Net Change \$225.00
11/30/2022						Account Ending Balance \$225.00
<b>10-4820-10</b>						
<b>Account: 10-4820-10 (Staff Expenses)</b>						
11/01/2022						Account Beginning Balance \$1,790.66
11/01/2022	8711-30	Journal Entry	Payroll & Settlement of Taxes	\$22.00		
11/02/2022	8712-57	Accounts Payable	First Bankcard-Milestone Anniversaries	\$125.00		
11/02/2022	8712-63	Accounts Payable	First Bankcard-Panera Bread (Staff & Board)	\$105.33		
11/02/2022	8712-135	Accounts Payable	A H Office Coffee Se-Coffee, Water, Cooler Rental	\$30.00		
11/02/2022	8712-151	Accounts Payable	A H Office Coffee Se-Coffee, Water, Cooler Rental	\$315.30		
11/18/2022	8760-31	Journal Entry	Payroll & Settlement of Taxes	\$0.00		
11/30/2022	8776-5	Accounts Payable	A H Office Coffee Se-Coffee, Water, Cooler Rental	\$140.30		
				\$737.93	\$0.00	
11/30/2022						Account Net Change \$737.93
11/30/2022						Account Ending Balance \$2,528.59

# Barrington Public Library District

## Account Distribution

### General Fund

Date	Trans.	Journal	Reference	Debit Amount	Credit Amount	Balance
<b>10-5100-20</b>						
<b>Account: 10-5100-20 (Books)</b>						
11/01/2022			<i>Account Beginning Balance</i>			\$46,932.15
11/09/2022	8736-69	Accounts Payable	Baker & Taylor Books-AS Books	\$180.02		
11/09/2022	8736-71	Accounts Payable	Baker & Taylor Books-AS Books	\$203.40		
11/09/2022	8736-75	Accounts Payable	Baker & Taylor Books-AS/G&G Books	\$397.57		
11/09/2022	8736-76	Accounts Payable	Baker & Taylor Books-AS Books	\$60.17		
11/09/2022	8736-78	Accounts Payable	Baker & Taylor Books-AS Books	\$59.97		
11/09/2022	8736-80	Accounts Payable	Baker & Taylor Books-AS Books	\$36.19		
11/09/2022	8736-82	Accounts Payable	Baker & Taylor Books-AS Books	\$35.01		
11/09/2022	8736-84	Accounts Payable	Baker & Taylor Books-AS Books	\$53.62		
11/09/2022	8736-88	Accounts Payable	Baker & Taylor Books-AS/G&G Books	\$203.75		
11/09/2022	8736-91	Accounts Payable	Baker & Taylor Books-AS/G&G Books	\$304.32		
11/09/2022	8736-94	Accounts Payable	Baker & Taylor Books-AS/G&G Books	\$229.85		
11/09/2022	8736-105	Accounts Payable	Ingram Library Servi-AS/G&G Books	\$811.39		
11/09/2022	8736-132	Accounts Payable	Ingram Library Servi-AS Books	\$330.40		
11/09/2022	8736-134	Accounts Payable	Ingram Library Servi-AS Books	\$380.55		
11/09/2022	8736-136	Accounts Payable	Ingram Library Servi-AS Books	\$480.10		
11/09/2022	8736-138	Accounts Payable	Ingram Library Servi-AS Books	\$143.33		
11/09/2022	8736-140	Accounts Payable	Ingram Library Servi-AS Books	\$135.50		
11/09/2022	8736-142	Accounts Payable	Ingram Library Servi-AS Books	\$20.24		
11/09/2022	8736-144	Accounts Payable	Ingram Library Servi-AS Books	\$388.60		
11/09/2022	8736-146	Accounts Payable	Ingram Library Servi-AS Books	\$424.22		
11/09/2022	8736-148	Accounts Payable	Ingram Library Servi-AS/G&G Books	\$442.48		
11/09/2022	8736-151	Accounts Payable	Ingram Library Servi-AS/G&G Books	\$509.87		
11/09/2022	8736-177	Accounts Payable	Ingram Library Servi-AS Books	\$662.46		
11/23/2022	8769-79	Accounts Payable	Amazon/GEGRB-AS Books	\$27.99		
11/23/2022	8769-81	Accounts Payable	Baker & Taylor Books-AS Books	\$429.74		
11/23/2022	8769-83	Accounts Payable	Baker & Taylor Books-AS Books	\$121.79		
11/23/2022	8769-89	Accounts Payable	Baker & Taylor Books-AS Books	\$112.13		
11/23/2022	8769-95	Accounts Payable	Baker & Taylor Books-AS Books	\$60.43		
11/23/2022	8769-97	Accounts Payable	Baker & Taylor Books-AS Books	\$104.73		
11/23/2022	8769-101	Accounts Payable	Baker & Taylor Books-AS/G&G Books	\$295.48		
11/23/2022	8769-104	Accounts Payable	Baker & Taylor Books-AS/G&G Books	\$262.68		
11/23/2022	8769-119	Accounts Payable	Ingram Library Servi-AS Books	\$456.13		
11/23/2022	8769-121	Accounts Payable	Ingram Library Servi-AS Books	\$290.09		
11/23/2022	8769-123	Accounts Payable	Ingram Library Servi-AS Books	\$378.15		
11/23/2022	8769-125	Accounts Payable	Ingram Library Servi-AS Books	\$355.19		
11/23/2022	8769-127	Accounts Payable	Ingram Library Servi-AS Books	\$492.08		
11/23/2022	8769-129	Accounts Payable	Ingram Library Servi-AS Books	\$271.18		
11/23/2022	8769-131	Accounts Payable	Ingram Library Servi-AS Books	\$178.51		
11/23/2022	8769-133	Accounts Payable	Ingram Library Servi-AS Books	\$201.80		
11/23/2022	8769-139	Accounts Payable	Ingram Library Servi-AS/G&G Books	\$458.90		
11/23/2022	8769-142	Accounts Payable	Ingram Library Servi-AS/G&G Books	\$998.92		
				\$11,988.93	\$0.00	
11/30/2022			<i>Account Net Change</i>			\$11,988.93
11/30/2022			<i>Account Ending Balance</i>			\$58,921.08
<b>10-5100-60</b>						
<b>Account: 10-5100-60 (Books)</b>						
11/01/2022			<i>Account Beginning Balance</i>			\$2,940.54

# Barrington Public Library District

## Account Distribution

### General Fund

Date	Trans.	Journal	Reference	Debit Amount	Credit Amount	Balance
<b>Account: 10-5100-60 (Books)</b>						
11/09/2022	8736-154	Accounts Payable	Ingram Library Servi-YS Books	\$37.09		
				\$37.09	\$0.00	
11/30/2022			<i>Account Net Change</i>			\$37.09
11/30/2022			<i>Account Ending Balance</i>			<u>\$2,977.63</u>
<b>10-5101-20</b>						
<b>Account: 10-5101-20 (Books-Grab &amp; Go)</b>						
11/01/2022			<i>Account Beginning Balance</i>			\$3,153.66
11/09/2022	8736-73	Accounts Payable	Baker & Taylor Books-AS/G&G Books	\$154.02		
11/09/2022	8736-86	Accounts Payable	Baker & Taylor Books-AS/G&G Books	\$69.78		
11/09/2022	8736-89	Accounts Payable	Baker & Taylor Books-AS/G&G Books	\$84.46		
11/09/2022	8736-92	Accounts Payable	Baker & Taylor Books-AS/G&G Books	\$102.11		
11/09/2022	8736-107	Accounts Payable	Ingram Library Servi-AS/G&G Books	\$55.23		
11/09/2022	8736-150	Accounts Payable	Ingram Library Servi-AS/G&G Books	\$16.67		
11/09/2022	8736-153	Accounts Payable	Ingram Library Servi-AS/G&G Books	\$17.81		
11/23/2022	8769-99	Accounts Payable	Baker & Taylor Books-AS/G&G Books	\$104.01		
11/23/2022	8769-102	Accounts Payable	Baker & Taylor Books-AS/G&G Books	\$80.20		
11/23/2022	8769-141	Accounts Payable	Ingram Library Servi-AS/G&G Books	\$12.83		
11/23/2022	8769-144	Accounts Payable	Ingram Library Servi-AS/G&G Books	\$17.24		
				\$714.36	\$0.00	
11/30/2022			<i>Account Net Change</i>			\$714.36
11/30/2022			<i>Account Ending Balance</i>			<u>\$3,868.02</u>
<b>10-5200-20</b>						
<b>Account: 10-5200-20 (Periodicals)</b>						
11/01/2022			<i>Account Beginning Balance</i>			\$879.97
11/16/2022	8753-31	Accounts Payable	Paddock Publications-Public Notices	\$715.50		
11/23/2022	8774-4	Journal Entry	refund - unused portion		\$14.08	
				\$715.50	\$14.08	
11/30/2022			<i>Account Net Change</i>			\$701.42
11/30/2022			<i>Account Ending Balance</i>			<u>\$1,581.39</u>
<b>10-5210-20</b>						
<b>Account: 10-5210-20 (E-Periodicals)</b>						
11/01/2022			<i>Account Beginning Balance</i>			\$0.00
11/02/2022	8712-123	Accounts Payable	OverDrive Inc.-Digital Periodicals	\$14,000.00		
11/09/2022	8736-9	Accounts Payable	New York Times-Digital Periodicals	\$2,303.60		
				\$16,303.60	\$0.00	
11/30/2022			<i>Account Net Change</i>			\$16,303.60
11/30/2022			<i>Account Ending Balance</i>			<u>\$16,303.60</u>
<b>10-5300-12</b>						
<b>Account: 10-5300-12 (Circulating Equipment)</b>						
11/01/2022			<i>Account Beginning Balance</i>			\$123.88
11/30/2022			<i>Account Net Change</i>			\$0.00
11/30/2022			<i>Account Ending Balance</i>			<u>\$123.88</u>
<b>10-5300-60</b>						
<b>Account: 10-5300-60 (Circulating Equipment)</b>						
11/01/2022			<i>Account Beginning Balance</i>			\$992.84

# Barrington Public Library District

## Account Distribution

### General Fund

Date	Trans.	Journal	Reference	Debit Amount	Credit Amount	Balance
<b>Account: 10-5300-60 (Circulating Equipment)</b>						
11/09/2022	8736-67	Accounts Payable	Lakeshore Learning M-Beginning Reader Kits	\$157.86		
11/16/2022	8753-7	Accounts Payable	Amazon Capital Servi-The missing cupcake game	\$20.44		
				\$178.30	\$0.00	
11/30/2022			<i>Account Net Change</i>			\$178.30
11/30/2022			<i>Account Ending Balance</i>			\$1,171.14
<b>10-5310-20</b>						
<b>Account: 10-5310-20 (Audio books-spoken)</b>						
11/01/2022			<i>Account Beginning Balance</i>			\$2,875.29
11/09/2022	8736-156	Accounts Payable	Midwest Tape-AS Audio Books Spoken	\$159.96		
11/09/2022	8736-205	Accounts Payable	Midwest Tape-AS Audio Books Spoken	\$119.98		
11/23/2022	8769-162	Accounts Payable	Midwest Tape-AS Audio Books Spoken	\$154.96		
11/23/2022	8769-164	Accounts Payable	Midwest Tape-AS Audio Books Spoken	\$9.99		
11/23/2022	8769-166	Accounts Payable	Midwest Tape-AS Audio Books Spoken	\$695.84		
				\$1,140.73	\$0.00	
11/30/2022			<i>Account Net Change</i>			\$1,140.73
11/30/2022			<i>Account Ending Balance</i>			\$4,016.02
<b>10-5310-60</b>						
<b>Account: 10-5310-60 (Audio books-spoken)</b>						
11/01/2022			<i>Account Beginning Balance</i>			\$2,176.85
11/23/2022	8769-117	Accounts Payable	Findaway World LLC-YS Readalongs	\$47.49		
				\$47.49	\$0.00	
11/30/2022			<i>Account Net Change</i>			\$47.49
11/30/2022			<i>Account Ending Balance</i>			\$2,224.34
<b>10-5311-20</b>						
<b>Account: 10-5311-20 (CDs)</b>						
11/01/2022			<i>Account Beginning Balance</i>			\$1,477.11
11/09/2022	8736-187	Accounts Payable	Midwest Tape-AS Music CD's	\$56.82		
11/09/2022	8736-189	Accounts Payable	Midwest Tape-AS Music CD's	\$41.64		
11/09/2022	8736-191	Accounts Payable	Midwest Tape-AS Music CD's	\$69.75		
11/23/2022	8769-174	Accounts Payable	Midwest Tape-AS Music CD's	\$50.52		
				\$218.73	\$0.00	
11/30/2022			<i>Account Net Change</i>			\$218.73
11/30/2022			<i>Account Ending Balance</i>			\$1,695.84
<b>10-5311-60</b>						
<b>Account: 10-5311-60 (CDs)</b>						
11/01/2022			<i>Account Beginning Balance</i>			\$77.73
11/30/2022			<i>Account Net Change</i>			\$0.00
11/30/2022			<i>Account Ending Balance</i>			\$77.73
<b>10-5312-20</b>						
<b>Account: 10-5312-20 (Digital Music)</b>						
11/01/2022			<i>Account Beginning Balance</i>			\$2,050.00
11/30/2022			<i>Account Net Change</i>			\$0.00
11/30/2022			<i>Account Ending Balance</i>			\$2,050.00

# Barrington Public Library District

## Account Distribution

### General Fund

Date	Trans.	Journal	Reference	Debit Amount	Credit Amount	Balance
<b>10-5315-20</b>						
<b>Account: 10-5315-20 (E-Books)</b>						
11/01/2022			<i>Account Beginning Balance</i>			\$45,597.59
11/02/2022	8712-86	Accounts Payable	OverDrive Inc.-Multi invoice	\$473.90		
11/02/2022	8712-87	Accounts Payable	OverDrive Inc.-AS eBooks	\$7,165.08		
11/02/2022	8712-89	Accounts Payable	OverDrive Inc.-AS eBooks	\$1,732.56		
11/02/2022	8712-91	Accounts Payable	OverDrive Inc.-AS eBooks	\$3,084.45		
11/02/2022	8712-93	Accounts Payable	OverDrive Inc.-AS eBooks	\$1,881.28		
11/02/2022	8712-95	Accounts Payable	OverDrive Inc.-AS eBooks	\$58.67		
11/02/2022	8712-97	Accounts Payable	OverDrive Inc.-AS eBooks	\$1,950.92		
11/02/2022	8712-119	Accounts Payable	OverDrive Inc.-AS eBooks	\$2,161.54		
				\$18,508.40	\$0.00	
11/30/2022			<i>Account Net Change</i>			\$18,508.40
11/30/2022			<i>Account Ending Balance</i>			\$64,105.99
<b>10-5315-60</b>						
<b>Account: 10-5315-60 (E-Books)</b>						
11/01/2022			<i>Account Beginning Balance</i>			\$7,693.35
11/02/2022	8712-84	Accounts Payable	OverDrive Inc.-Multi invoice	\$8.84		
11/02/2022	8712-111	Accounts Payable	OverDrive Inc.-YS eBooks	\$1,938.67		
11/02/2022	8712-113	Accounts Payable	OverDrive Inc.-YS eBooks	\$955.78		
				\$2,903.29	\$0.00	
11/30/2022			<i>Account Net Change</i>			\$2,903.29
11/30/2022			<i>Account Ending Balance</i>			\$10,596.64
<b>10-5320-20</b>						
<b>Account: 10-5320-20 (DVDs)</b>						
11/01/2022			<i>Account Beginning Balance</i>			\$9,643.50
11/09/2022	8736-158	Accounts Payable	Midwest Tape-AS DVD's & G&G DVD's	\$303.72		
11/09/2022	8736-161	Accounts Payable	Midwest Tape-AS DVD's & G&G DVD's	\$265.48		
11/09/2022	8736-164	Accounts Payable	Midwest Tape-AS DVD's & G&G DVD's	\$531.57		
11/09/2022	8736-183	Accounts Payable	Midwest Tape-AS DVD's	\$270.24		
11/09/2022	8736-193	Accounts Payable	Midwest Tape-AS DVD's	\$37.72		
11/09/2022	8736-195	Accounts Payable	Midwest Tape-AS DVD's	\$22.23		
11/09/2022	8736-197	Accounts Payable	Midwest Tape-AS DVD's	\$17.98		
11/09/2022	8736-199	Accounts Payable	Midwest Tape-AS DVD's	\$38.47		
11/09/2022	8736-201	Accounts Payable	Midwest Tape-AS DVD's	\$24.48		
11/09/2022	8736-203	Accounts Payable	Midwest Tape-AS DVD's	\$299.98		
11/09/2022	8736-207	Accounts Payable	Midwest Tape-AS DVD's	\$42.21		
11/09/2022	8736-209	Accounts Payable	Midwest Tape-AS DVD's	\$24.48		
11/23/2022	8769-145	Accounts Payable	Midwest Tape-AS DVD's	\$39.48		
11/23/2022	8769-147	Accounts Payable	Midwest Tape-AS DVD's	\$617.05		
11/23/2022	8769-149	Accounts Payable	Midwest Tape-AS DVD's	\$20.73		
11/23/2022	8769-151	Accounts Payable	Midwest Tape-AS DVD's	\$39.48		
11/23/2022	8769-159	Accounts Payable	Midwest Tape-AS DVD's & G&G DVD's	\$142.86		
11/23/2022	8769-168	Accounts Payable	Midwest Tape-AS DVD's & G&G DVD's	\$775.32		
11/23/2022	8769-171	Accounts Payable	Midwest Tape-AS DVD's & G&G DVD's	\$460.95		
				\$3,974.43	\$0.00	
11/30/2022			<i>Account Net Change</i>			\$3,974.43
11/30/2022			<i>Account Ending Balance</i>			\$13,617.93

# Barrington Public Library District

## Account Distribution

### General Fund

Date	Trans.	Journal	Reference	Debit Amount	Credit Amount	Balance
<b>10-5320-60</b>						
<b>Account: 10-5320-60 (DVDs)</b>						
11/01/2022			<i>Account Beginning Balance</i>			\$2,152.38
11/09/2022	8736-167	Accounts Payable	Midwest Tape-YS DVD's	\$188.30		
11/09/2022	8736-169	Accounts Payable	Midwest Tape-YS DVD's	\$245.70		
11/09/2022	8736-171	Accounts Payable	Midwest Tape-YS DVD's	\$147.36		
11/09/2022	8736-173	Accounts Payable	Midwest Tape-YS DVD's	\$75.69		
11/09/2022	8736-175	Accounts Payable	Midwest Tape-YS DVD's	\$42.20		
11/09/2022	8736-181	Accounts Payable	Midwest Tape-YS DVD's	\$108.69		
11/09/2022	8736-185	Accounts Payable	Midwest Tape-YS DVD's	\$39.69		
11/09/2022	8736-213	Accounts Payable	Midwest Tape-YS DVD's	\$95.94		
11/23/2022	8769-153	Accounts Payable	Midwest Tape-YS DVD's	\$141.72		
11/23/2022	8769-155	Accounts Payable	Midwest Tape-YS DVD's	\$186.15		
11/23/2022	8769-157	Accounts Payable	Midwest Tape-YS DVD's	\$69.90		
				\$1,341.34	\$0.00	
11/30/2022			<i>Account Net Change</i>			\$1,341.34
11/30/2022			<i>Account Ending Balance</i>			\$3,493.72
<b>10-5321-20</b>						
<b>Account: 10-5321-20 (DVDs Grab &amp; Go)</b>						
11/01/2022			<i>Account Beginning Balance</i>			\$1,795.37
11/09/2022	8736-160	Accounts Payable	Midwest Tape-AS DVD's & G&G DVD's	\$48.69		
11/09/2022	8736-163	Accounts Payable	Midwest Tape-AS DVD's & G&G DVD's	\$90.67		
11/09/2022	8736-166	Accounts Payable	Midwest Tape-AS DVD's & G&G DVD's	\$167.60		
11/23/2022	8769-161	Accounts Payable	Midwest Tape-AS DVD's & G&G DVD's	\$66.69		
11/23/2022	8769-170	Accounts Payable	Midwest Tape-AS DVD's & G&G DVD's	\$149.13		
11/23/2022	8769-173	Accounts Payable	Midwest Tape-AS DVD's & G&G DVD's	\$191.88		
				\$714.66	\$0.00	
11/30/2022			<i>Account Net Change</i>			\$714.66
11/30/2022			<i>Account Ending Balance</i>			\$2,510.03
<b>10-5325-20</b>						
<b>Account: 10-5325-20 (E-DVDs)</b>						
11/01/2022			<i>Account Beginning Balance</i>			\$17,000.00
11/30/2022			<i>Account Net Change</i>			\$0.00
11/30/2022			<i>Account Ending Balance</i>			\$17,000.00
<b>10-5330-20</b>						
<b>Account: 10-5330-20 (E-Audio Books)</b>						
11/01/2022			<i>Account Beginning Balance</i>			\$24,319.14
11/02/2022	8712-85	Accounts Payable	OverDrive Inc.-Multi invoice	\$109.36		
11/02/2022	8712-99	Accounts Payable	OverDrive Inc.-AS eAudio	\$3,697.91		
11/02/2022	8712-101	Accounts Payable	OverDrive Inc.-AS eAudio	\$1,135.16		
11/02/2022	8712-103	Accounts Payable	OverDrive Inc.-AS eAudio	\$1,229.61		
11/02/2022	8712-105	Accounts Payable	OverDrive Inc.-AS eAudio	\$1,161.35		
11/02/2022	8712-107	Accounts Payable	OverDrive Inc.-AS eAudio	\$1,224.99		
11/02/2022	8712-109	Accounts Payable	OverDrive Inc.-AS eAudio	\$1,101.21		
11/02/2022	8712-163	Accounts Payable	OverDrive Inc.-AS-eAudio	\$65.00		

# Barrington Public Library District

## Account Distribution

### General Fund

Date	Trans.	Journal	Reference	Debit Amount	Credit Amount	Balance
<b>Account: 10-5330-20 (E-Audio Books)</b>						
				\$9,724.59	\$0.00	
11/30/2022			<i>Account Net Change</i>			\$9,724.59
11/30/2022			<i>Account Ending Balance</i>			<u>\$34,043.73</u>
<b>10-5330-60</b>						
<b>Account: 10-5330-60 (E-Audio Books)</b>						
11/01/2022			<i>Account Beginning Balance</i>			\$3,382.09
11/02/2022	8712-78	Accounts Payable	OverDrive Inc.-YS eAudio	\$1,898.25		
11/02/2022	8712-80	Accounts Payable	OverDrive Inc.-YSeAudio	\$262.62		
11/02/2022	8712-82	Accounts Payable	OverDrive Inc.-Multi invoice	\$3.99		
				<u>\$2,164.86</u>	<u>\$0.00</u>	
11/30/2022			<i>Account Net Change</i>			\$2,164.86
11/30/2022			<i>Account Ending Balance</i>			<u>\$5,546.95</u>
<b>10-5335-00</b>						
<b>Account: 10-5335-00 (Refund for Materials lost &amp; paid)</b>						
11/01/2022			<i>Account Beginning Balance</i>			\$309.27
11/14/2022	8748-1	Accounts Payable	Andrew O'Connell-One-Time Check-11373	\$17.00		
11/14/2022	8748-5	Accounts Payable	Yeo Jin Yoon-One-Time Check-11374	\$7.73		
11/21/2022	8770-1	Accounts Payable	James Lundmark-One-Time Check-11411	\$16.23		
11/21/2022	8770-3	Accounts Payable	Matson Bauer-One-Time Check-11412	\$9.52		
11/22/2022	8770-47	Accounts Payable	Paras Thakkar-One-Time Check-11413	\$15.99		
11/22/2022	8777-1	Accounts Payable	YingYang WU-One-Time Check-11422	\$29.98		
11/27/2022	8787-1	Accounts Payable	REVERSE-Yingyang Wu-One-Time Check-11049		\$29.98	
				<u>\$96.45</u>	<u>\$29.98</u>	
11/30/2022			<i>Account Net Change</i>			\$66.47
11/30/2022			<i>Account Ending Balance</i>			<u>\$375.74</u>
<b>10-5350-20</b>						
<b>Account: 10-5350-20 (AV Video Games)</b>						
11/01/2022			<i>Account Beginning Balance</i>			\$3,900.94
11/09/2022	8736-211	Accounts Payable	Thomas Klise/Crimson-AS Video Games	\$446.47		
				<u>\$446.47</u>	<u>\$0.00</u>	
11/30/2022			<i>Account Net Change</i>			\$446.47
11/30/2022			<i>Account Ending Balance</i>			<u>\$4,347.41</u>
<b>10-5350-60</b>						
<b>Account: 10-5350-60 (AV Video Games)</b>						
11/01/2022			<i>Account Beginning Balance</i>			\$166.43
11/09/2022	8736-179	Accounts Payable	Thomas Klise/Crimson-YS Video Games	\$233.44		
				<u>\$233.44</u>	<u>\$0.00</u>	
11/30/2022			<i>Account Net Change</i>			\$233.44
11/30/2022			<i>Account Ending Balance</i>			<u>\$399.87</u>
<b>10-5400-60</b>						
<b>Account: 10-5400-60 (Realia)</b>						
11/01/2022			<i>Account Beginning Balance</i>			\$177.87
11/09/2022	8736-43	Accounts Payable	Amazon Capital Servi-iPlay, Kids Tool Set, etc	\$50.00		



# Barrington Public Library District

## Account Distribution

### General Fund

Date	Trans.	Journal	Reference	Debit Amount	Credit Amount	Balance
<b>Account:</b>	<b>10-5400-60 (Realia)</b>					
				\$50.00	\$0.00	
11/30/2022			<i>Account Net Change</i>			\$50.00
11/30/2022			<i>Account Ending Balance</i>			<u>\$227.87</u>
<b>Account:</b>	<b>10-5500-20 (Electronic information)</b>					
11/01/2022			<i>Account Beginning Balance</i>			\$70,173.10
11/30/2022			<i>Account Net Change</i>			\$0.00
11/30/2022			<i>Account Ending Balance</i>			<u>\$70,173.10</u>
<b>Account:</b>	<b>10-5500-60 (Electronic information)</b>					
11/01/2022			<i>Account Beginning Balance</i>			\$4,850.00
11/30/2022			<i>Account Net Change</i>			\$0.00
11/30/2022			<i>Account Ending Balance</i>			<u>\$4,850.00</u>
<b>Account:</b>	<b>10-5600-00 (Pilot Programs)</b>					
11/01/2022			<i>Account Beginning Balance</i>			\$777.15
11/30/2022			<i>Account Net Change</i>			\$0.00
11/30/2022			<i>Account Ending Balance</i>			<u>\$777.15</u>
<b>Account:</b>	<b>10-5610-10 (Library programs)</b>					
11/01/2022			<i>Account Beginning Balance</i>			\$33.46
11/30/2022			<i>Account Net Change</i>			\$0.00
11/30/2022			<i>Account Ending Balance</i>			<u>\$33.46</u>
<b>Account:</b>	<b>10-5610-12 (Library programs)</b>					
11/01/2022			<i>Account Beginning Balance</i>			\$866.27
11/02/2022	8712-16	Accounts Payable	First Bankcard-Birch Plywood	\$555.19		
				\$555.19	\$0.00	
11/30/2022			<i>Account Net Change</i>			\$555.19
11/30/2022			<i>Account Ending Balance</i>			<u>\$1,421.46</u>
<b>Account:</b>	<b>10-5610-13 (Library programs)</b>					
11/01/2022			<i>Account Beginning Balance</i>			\$476.39
11/30/2022			<i>Account Net Change</i>			\$0.00
11/30/2022			<i>Account Ending Balance</i>			<u>\$476.39</u>
<b>Account:</b>	<b>10-5610-20 (Library programs)</b>					
11/01/2022			<i>Account Beginning Balance</i>			\$10,932.51
11/02/2022	8712-55	Accounts Payable	First Bankcard-Escape Kit	\$20.26		
11/02/2022	8712-72	Accounts Payable	First Bankcard-Haunted Escape Room	\$22.99		
11/02/2022	8712-76	Accounts Payable	First Bankcard-Escape Kit (missed Euro Exchange c	\$0.58		
11/02/2022	8712-125	Accounts Payable	Amazon Capital Servi-Coconut oil, vanilla, sugar, &	\$245.91		
11/02/2022	8712-149	Accounts Payable	Michael Tierney LLC-Tinker Boys Duo	\$500.00		

**Barrington Public Library District**  
**Account Distribution**  
 General Fund

Date	Trans.	Journal	Reference	Debit Amount	Credit Amount	Balance
<b>Account: 10-5610-20 (Library programs)</b>						
11/09/2022	8712-121	Accounts Payable	Alanne Ori-Book Discussions with Lanny Ori	\$50.00		
11/09/2022	8736-45	Accounts Payable	Amazon Capital Servi-Beeswax, popsicle sticks, etc	\$116.42		
11/16/2022	8736-221	Accounts Payable	Kaleidoscope School -Watercolor Program	\$375.00		
11/16/2022	8753-47	Accounts Payable	Amazon Capital Servi-12 Days of Make	\$51.47		
11/16/2022	8753-49	Accounts Payable	Amazon Capital Servi-Labels	\$169.40		
11/16/2022	8753-51	Accounts Payable	Amazon Capital Servi-Vitamin E Oil & Peppermint	\$33.46		
11/23/2022	8769-49	Accounts Payable	Amazon Capital Servi-Vases/bricks/ribbon	\$280.66		
11/23/2022	8769-61	Accounts Payable	Amazon Capital Servi-Envelope Moistener	\$84.48		
11/23/2022	8769-73	Accounts Payable	RAILS-September 2022-June 2023	\$2,300.00		
11/23/2022	8769-75	Accounts Payable	ULINE-Coin Envelopes	\$187.97		
11/30/2022	8767-2	Journal Entry	Reclass Adult Program Expenses from wrong acco	\$954.95		
11/30/2022	8776-19	Accounts Payable	Amazon Capital Servi-Book Club Supplies	\$116.58		
				\$5,510.13	\$0.00	
11/30/2022			<i>Account Net Change</i>			\$5,510.13
11/30/2022			<i>Account Ending Balance</i>			\$16,442.64
<b>10-5610-30</b>						
<b>Account: 10-5610-30 (Library programs)</b>						
11/01/2022			<i>Account Beginning Balance</i>			\$27.48
11/30/2022			<i>Account Net Change</i>			\$0.00
11/30/2022			<i>Account Ending Balance</i>			\$27.48
<b>10-5610-60</b>						
<b>Account: 10-5610-60 (Library programs)</b>						
11/01/2022			<i>Account Beginning Balance</i>			\$5,041.78
11/02/2022	8712-33	Accounts Payable	First Bankcard-Pie Pumpkins	\$210.00		
11/02/2022	8712-66	Accounts Payable	First Bankcard-Wooden Tumbling Game	\$20.68		
11/16/2022	8753-5	Accounts Payable	Amazon Capital Servi-Construction Paper	\$57.57		
11/23/2022	8769-17	Accounts Payable	Amazon Capital Servi-Family Take & Make	\$341.31		
11/23/2022	8769-29	Accounts Payable	Amazon Capital Servi-Tissue Paper/stickers/tea light	\$26.74		
11/23/2022	8769-65	Accounts Payable	Amazon Capital Servi-Maple Leaf Cutout	\$19.98		
				\$676.28	\$0.00	
11/30/2022			<i>Account Net Change</i>			\$676.28
11/30/2022			<i>Account Ending Balance</i>			\$5,718.06
<b>10-5620-10</b>						
<b>Account: 10-5620-10 (Night Owl Reference Service)</b>						
11/01/2022			<i>Account Beginning Balance</i>			\$0.00
11/02/2022	8712-141	Accounts Payable	Greg Borzo-Lost Restaurants of Chicago	\$250.00		
11/02/2022	8712-143	Accounts Payable	Karen Fotopoulos-Yoga	\$80.00		
11/02/2022	8712-147	Accounts Payable	Kimberly McIver-Native Americans in Illinois	\$200.00		
11/09/2022	8712-145	Accounts Payable	Susan Maddox-Cooks w/Books Nov. 2022 Program	\$300.00		
11/09/2022	8736-41	Accounts Payable	Amazon Capital Servi-March CWB Book Club	\$124.95		
11/30/2022	8767-1	Journal Entry	Reclass Adult Program Expenses from wrong acco		\$954.95	
				\$954.95	\$954.95	
11/30/2022			<i>Account Net Change</i>			\$0.00
11/30/2022			<i>Account Ending Balance</i>			\$0.00
<b>10-5700-50</b>						
<b>Account: 10-5700-50 (Processing supplies)</b>						

# Barrington Public Library District

## Account Distribution

### General Fund

Date	Trans.	Journal	Reference	Debit Amount	Credit Amount	Balance
<b>Account: 10-5700-50 (Processing supplies)</b>						
11/01/2022			<i>Account Beginning Balance</i>			\$226.90
11/30/2022	8776-7	Accounts Payable	Showcases-DVD Cases	\$108.00		
11/30/2022	8776-9	Accounts Payable	Showcases-Map Holder	\$43.96		
				\$151.96	\$0.00	
11/30/2022			<i>Account Net Change</i>			\$151.96
11/30/2022			<i>Account Ending Balance</i>			\$378.86
<b>10-5710-50</b>						
<b>Account: 10-5710-50 (Online Computer Library Center)</b>						
11/01/2022			<i>Account Beginning Balance</i>			\$33,488.45
11/30/2022			<i>Account Net Change</i>			\$0.00
11/30/2022			<i>Account Ending Balance</i>			\$33,488.45
<b>10-6100-10</b>						
<b>Account: 10-6100-10 (Departmental supplies)</b>						
11/01/2022			<i>Account Beginning Balance</i>			\$12.28
11/30/2022			<i>Account Net Change</i>			\$0.00
11/30/2022			<i>Account Ending Balance</i>			\$12.28
<b>10-6100-11</b>						
<b>Account: 10-6100-11 (Departmental supplies)</b>						
11/01/2022			<i>Account Beginning Balance</i>			\$1,954.38
11/02/2022	8712-31	Accounts Payable	First Bankcard-iRecycle Kit55	\$109.95		
11/23/2022	8769-63	Accounts Payable	Amazon Capital Servi-Velcro	\$72.40		
				\$182.35	\$0.00	
11/30/2022			<i>Account Net Change</i>			\$182.35
11/30/2022			<i>Account Ending Balance</i>			\$2,136.73
<b>10-6100-40</b>						
<b>Account: 10-6100-40 (Departmental supplies)</b>						
11/01/2022			<i>Account Beginning Balance</i>			\$3,143.05
11/02/2022	8712-35	Accounts Payable	First Bankcard-Custom Embroidery	\$150.00		
11/02/2022	8712-115	Accounts Payable	American Eagle Packa-Kraft Mailer	\$157.05		
				\$307.05	\$0.00	
11/30/2022			<i>Account Net Change</i>			\$307.05
11/30/2022			<i>Account Ending Balance</i>			\$3,450.10
<b>10-6200-00</b>						
<b>Account: 10-6200-00 (Office supplies)</b>						
11/01/2022			<i>Account Beginning Balance</i>			\$0.00
11/16/2022	8753-45	Accounts Payable	Amazon Capital Servi-Weekly Calendar	\$19.98		
				\$19.98	\$0.00	
11/30/2022			<i>Account Net Change</i>			\$19.98
11/30/2022			<i>Account Ending Balance</i>			\$19.98
<b>10-6200-10</b>						
<b>Account: 10-6200-10 (Office supplies)</b>						
11/01/2022			<i>Account Beginning Balance</i>			\$676.79
11/02/2022	8712-117	Accounts Payable	Amazon Capital Servi-Office Supplies	\$39.80		

# Barrington Public Library District

## Account Distribution

### General Fund

Date	Trans.	Journal	Reference	Debit Amount	Credit Amount	Balance
<b>Account:</b>	<b>10-6200-10 (Office supplies)</b>					
11/16/2022	8753-41	Accounts Payable	Quill Corporation-Copier Paper	\$1,161.80		
11/16/2022	8753-53	Accounts Payable	Quill Corporation-1909882		\$58.09	
11/23/2022	8769-27	Accounts Payable	Amazon Capital Servi-2023 Calendar Refill	\$195.16		
11/23/2022	8769-43	Accounts Payable	Amazon Capital Servi-Folders & Coin Counter	\$215.89		
11/30/2022	8776-15	Accounts Payable	Amazon Capital Servi-Wastebasket	\$28.98		
				\$1,641.63	\$58.09	
11/30/2022			<i>Account Net Change</i>			\$1,583.54
11/30/2022			<i>Account Ending Balance</i>			\$2,260.33
<b>Account:</b>	<b>10-6300-10 (Postage)</b>					
11/01/2022			<i>Account Beginning Balance</i>			\$10,247.45
11/02/2022	8712-68	Accounts Payable	First Bankcard-Postage (HR)	\$9.17		
11/02/2022	8712-70	Accounts Payable	First Bankcard-Postage (Stamps)	\$1,600.00		
				\$1,609.17	\$0.00	
11/30/2022			<i>Account Net Change</i>			\$1,609.17
11/30/2022			<i>Account Ending Balance</i>			\$11,856.62
<b>Account:</b>	<b>10-6400-00 (Promotional &amp; display materials)</b>					
11/01/2022			<i>Account Beginning Balance</i>			\$1,150.00
11/30/2022			<i>Account Net Change</i>			\$0.00
11/30/2022			<i>Account Ending Balance</i>			\$1,150.00
<b>Account:</b>	<b>10-6400-13 (Promotional &amp; display materials)</b>					
11/01/2022			<i>Account Beginning Balance</i>			\$8,547.37
11/02/2022	8712-41	Accounts Payable	First Bankcard-Business Cards - Stemple	\$35.34		
11/02/2022	8712-43	Accounts Payable	First Bankcard-Tabbed Divider Sets	\$307.26		
11/02/2022	8712-45	Accounts Payable	First Bankcard-Logo background for outside bulle	\$60.28		
11/02/2022	8712-47	Accounts Payable	First Bankcard-Decal work for book returns	\$584.41		
11/09/2022	8736-23	Accounts Payable	Amazon Capital Servi-Printable Tabs	\$14.93		
11/15/2022	8753-43	Accounts Payable	Minuteman Press Barr-1000 Program Guide Dec 2	\$1,150.00		
11/16/2022	8736-49	Accounts Payable	Amazon Capital Servi-Plastic sheet protectors	\$36.50		
11/30/2022	8776-11	Accounts Payable	Amazon Capital Servi-Loose Leaf Binder Rings	\$25.47		
11/30/2022	8776-21	Accounts Payable	Graphic 14, Incorpor-Photo White Ham Paper	\$385.20		
				\$2,599.39	\$0.00	
11/30/2022			<i>Account Net Change</i>			\$2,599.39
11/30/2022			<i>Account Ending Balance</i>			\$11,146.76
<b>Account:</b>	<b>10-6500-10 (Fees &amp; Service Charges)</b>					
11/01/2022			<i>Account Beginning Balance</i>			\$9,130.97
11/01/2022	8711-2	Journal Entry	Payroll & Settlement of Taxes	\$993.55		
11/18/2022	8760-2	Journal Entry	Payroll & Settlement of Taxes	\$977.72		
11/30/2022	8781-2	Journal Entry	Payroll & Settlement of Taxes	\$4,248.55		
11/30/2022	8783-3	Journal Entry	Merchant Account Activity	\$177.91		
11/30/2022	8784-1	Journal Entry	November 2022 - Barrington Bank Fees	\$265.70		

# Barrington Public Library District

## Account Distribution

### General Fund

Date	Trans.	Journal	Reference	Debit Amount	Credit Amount	Balance
<b>Account:</b>	<b>10-6500-10 (Fees &amp; Service Charges)</b>					
				\$6,663.43	\$0.00	
11/30/2022			<i>Account Net Change</i>			\$6,663.43
11/30/2022			<i>Account Ending Balance</i>			<u>\$15,794.40</u>
<b>Account:</b>	<b>10-7500-10 (Security)</b>					
11/01/2022			<i>Account Beginning Balance</i>			\$816.00
11/30/2022	8776-13	Accounts Payable	Allied Universal Tec-Intrusion Monitoring	\$450.00		
				\$450.00	\$0.00	
11/30/2022			<i>Account Net Change</i>			\$450.00
11/30/2022			<i>Account Ending Balance</i>			<u>\$1,266.00</u>
<b>Account:</b>	<b>10-7600-10 (Utilities-electric)</b>					
11/01/2022			<i>Account Beginning Balance</i>			\$33,448.41
11/09/2022	8736-99	Accounts Payable	MidAmerican Energy C-Utilities-Electricity	\$5,804.21		
				\$5,804.21	\$0.00	
11/30/2022			<i>Account Net Change</i>			\$5,804.21
11/30/2022			<i>Account Ending Balance</i>			<u>\$39,252.62</u>
<b>Account:</b>	<b>10-7610-10 (Utilities-gas)</b>					
11/01/2022			<i>Account Beginning Balance</i>			\$1,787.74
11/30/2022			<i>Account Net Change</i>			\$0.00
11/30/2022			<i>Account Ending Balance</i>			<u>\$1,787.74</u>
<b>Account:</b>	<b>10-7620-10 (Utilities-water, sewer)</b>					
11/01/2022			<i>Account Beginning Balance</i>			\$581.04
11/30/2022			<i>Account Net Change</i>			\$0.00
11/30/2022			<i>Account Ending Balance</i>			<u>\$581.04</u>
<b>Account:</b>	<b>10-7630-10 (Utilities-Garbage)</b>					
11/01/2022			<i>Account Beginning Balance</i>			\$346.18
11/30/2022			<i>Account Net Change</i>			\$0.00
11/30/2022			<i>Account Ending Balance</i>			<u>\$346.18</u>
<b>Account:</b>	<b>10-7700-10 (Telephone)</b>					
11/01/2022			<i>Account Beginning Balance</i>			\$16,850.58
11/01/2022	8711-27	Journal Entry	Payroll & Settlement of Taxes	\$555.00		
11/02/2022	8712-29	Accounts Payable	First Bankcard-Comcast	\$477.50		
11/02/2022	8712-153	Accounts Payable	AT&T-Phone Bill	\$503.10		
11/16/2022	8753-21	Accounts Payable	Technology Managemen-Communication Charge:	\$950.00		
11/18/2022	8760-28	Journal Entry	Payroll & Settlement of Taxes	\$555.00		
11/23/2022	8769-59	Accounts Payable	Peerless Network, In-Phone Service	\$534.45		
11/30/2022	8781-27	Journal Entry	Payroll & Settlement of Taxes	\$540.00		

# Barrington Public Library District

## Account Distribution

### General Fund

Date	Trans.	Journal	Reference	Debit Amount	Credit Amount	Balance
<b>Account:</b>	<b>10-7700-10 (Telephone)</b>					
				\$4,115.05	\$0.00	
11/30/2022			<i>Account Net Change</i>			\$4,115.05
11/30/2022			<i>Account Ending Balance</i>			<u>\$20,965.63</u>
<b>Account:</b>	<b>10-7820-10 (Equipment maintenance)</b>					
11/01/2022			<i>Account Beginning Balance</i>			\$22,288.17
11/30/2022			<i>Account Net Change</i>			\$0.00
11/30/2022			<i>Account Ending Balance</i>			<u>\$22,288.17</u>
<b>Account:</b>	<b>10-7821-10 (Piano maintenance)</b>					
11/01/2022			<i>Account Beginning Balance</i>			\$175.00
11/30/2022			<i>Account Net Change</i>			\$0.00
11/30/2022			<i>Account Ending Balance</i>			<u>\$175.00</u>
<b>Account:</b>	<b>10-8400-11 (Technology Hardware)</b>					
11/01/2022			<i>Account Beginning Balance</i>			\$15,144.31
11/09/2022	8736-33	Accounts Payable	CDW Government-Yellow and White Cables	\$2,093.42		
11/09/2022	8736-65	Accounts Payable	CDW Government-Cables	\$704.28		
11/30/2022	8776-17	Accounts Payable	CDW Government-Orange Cables	\$638.70		
				<u>\$3,436.40</u>	<u>\$0.00</u>	
11/30/2022			<i>Account Net Change</i>			\$3,436.40
11/30/2022			<i>Account Ending Balance</i>			<u>\$18,580.71</u>
<b>Account:</b>	<b>10-8400-12 (Technology Hardware)</b>					
11/01/2022			<i>Account Beginning Balance</i>			\$851.90
11/30/2022			<i>Account Net Change</i>			\$0.00
11/30/2022			<i>Account Ending Balance</i>			<u>\$851.90</u>
<b>Account:</b>	<b>10-8410-11 (Technology Contingency)</b>					
11/01/2022			<i>Account Beginning Balance</i>			\$460.16
11/02/2022	8712-26	Accounts Payable	First Bankcard-Axis - Out of Warrenty Repair	\$490.00		
11/23/2022	8769-39	Accounts Payable	AVI Systems Inc-On sight service - Story room stic	\$3,567.97		
				<u>\$4,057.97</u>	<u>\$0.00</u>	
11/30/2022			<i>Account Net Change</i>			\$4,057.97
11/30/2022			<i>Account Ending Balance</i>			<u>\$4,518.13</u>
<b>Account:</b>	<b>10-8500-11 (Software &amp; Subscriptions)</b>					
11/01/2022			<i>Account Beginning Balance</i>			\$84,856.51
11/09/2022	8736-39	Accounts Payable	Patron Point-Phone Service	\$91.80		
11/16/2022	8736-47	Accounts Payable	Library Market-Library Calendar	\$2,000.00		
11/16/2022	8736-57	Accounts Payable	CDW Government-Cloud Connection & Maint. Pk	\$6,178.00		
11/16/2022	8746-1	Accounts Payable	Innovative Interface-Syndetics Unbound Subscript	\$13,850.00		

# Barrington Public Library District

## Account Distribution

### General Fund

Date	Trans.	Journal	Reference	Debit Amount	Credit Amount	Balance
<b>Account:</b>	<b>10-8500-11 (Software &amp; Subscriptions)</b>					
				\$22,119.80	\$0.00	
11/30/2022			<i>Account Net Change</i>			\$22,119.80
11/30/2022			<i>Account Ending Balance</i>			<u>\$106,976.31</u>
<b>Account:</b>	<b>10-8500-12 (Software &amp; Subscriptions)</b>					
11/01/2022			<i>Account Beginning Balance</i>			\$5,000.00
11/02/2022	8712-20	Accounts Payable	First Bankcard-Annual Subscription	\$49.99		
				\$49.99	\$0.00	
11/30/2022			<i>Account Net Change</i>			\$49.99
11/30/2022			<i>Account Ending Balance</i>			<u>\$5,049.99</u>
<b>Account:</b>	<b>10-8500-13 (Software &amp; Subscriptions)</b>					
11/01/2022			<i>Account Beginning Balance</i>			\$11,044.37
11/02/2022	8712-39	Accounts Payable	First Bankcard-Monthly Stock Image Subscription	\$79.99		
				\$79.99	\$0.00	
11/30/2022			<i>Account Net Change</i>			\$79.99
11/30/2022			<i>Account Ending Balance</i>			<u>\$11,124.36</u>
<b>Account:</b>	<b>10-9100-00 (Legal fees)</b>					
11/01/2022			<i>Account Beginning Balance</i>			\$7,571.90
11/30/2022	8776-1	Accounts Payable	Klein, Thorpe and Je-October 2022 Legal Review	\$1,170.00		
				\$1,170.00	\$0.00	
11/30/2022			<i>Account Net Change</i>			\$1,170.00
11/30/2022			<i>Account Ending Balance</i>			<u>\$8,741.90</u>
<b>Account:</b>	<b>10-9110-10 (Legal expenses)</b>					
11/01/2022			<i>Account Beginning Balance</i>			\$135.00
11/30/2022			<i>Account Net Change</i>			\$0.00
11/30/2022			<i>Account Ending Balance</i>			<u>\$135.00</u>
<b>Account:</b>	<b>10-9200-00 (Consultant fees)</b>					
11/01/2022			<i>Account Beginning Balance</i>			\$12,838.75
11/30/2022			<i>Account Net Change</i>			\$0.00
11/30/2022			<i>Account Ending Balance</i>			<u>\$12,838.75</u>
<b>Account:</b>	<b>10-9200-10 (Consultant fees)</b>					
11/01/2022			<i>Account Beginning Balance</i>			\$310.00
11/30/2022			<i>Account Net Change</i>			\$0.00
11/30/2022			<i>Account Ending Balance</i>			<u>\$310.00</u>
<b>Account:</b>	<b>10-9200-11 (Consultant fees)</b>					
11/01/2022			<i>Account Beginning Balance</i>			\$15,785.00

# Barrington Public Library District

## Account Distribution

### General Fund

Date	Trans.	Journal	Reference	Debit Amount	Credit Amount	Balance
<b>Account: 10-9200-11 (Consultant fees)</b>						
11/09/2022	8736-31	Accounts Payable	Virtek-Vcare & Support Monthly Services	\$4,235.00		
				\$4,235.00	\$0.00	
11/30/2022			<i>Account Net Change</i>			\$4,235.00
11/30/2022			<i>Account Ending Balance</i>			<u>\$20,020.00</u>
<b>10-9500-00</b>						
<b>Account: 10-9500-00 (Trustee expense)</b>						
11/01/2022			<i>Account Beginning Balance</i>			\$211.76
11/30/2022	8776-3	Accounts Payable	American Library Ass-Trustee Membership Renew	\$70.00		
				\$70.00	\$0.00	
11/30/2022			<i>Account Net Change</i>			\$70.00
11/30/2022			<i>Account Ending Balance</i>			<u>\$281.76</u>
<b>10-9500-10</b>						
<b>Account: 10-9500-10 (Trustee expense)</b>						
11/01/2022			<i>Account Beginning Balance</i>			\$159.47
11/02/2022	8712-65	Accounts Payable	First Bankcard-Panera Bread (Staff & Board)	\$243.36		
11/16/2022	8736-223	Accounts Payable	Illinois Library Ass-2022-2023 Trustee Membersh	\$75.00		
11/23/2022	8769-77	Accounts Payable	Illinois Library Ass-ILA Trustee Membership CCarr	\$75.00		
				\$393.36	\$0.00	
11/30/2022			<i>Account Net Change</i>			\$393.36
11/30/2022			<i>Account Ending Balance</i>			<u>\$552.83</u>
<b>10-9600-00</b>						
<b>Account: 10-9600-00 (Audit expense)</b>						
11/01/2022			<i>Account Beginning Balance</i>			\$11,600.00
11/16/2022	8736-51	Accounts Payable	ATA Group, LLP-FYE 2021-2022 Audit - Final	\$1,600.00		
				\$1,600.00	\$0.00	
11/30/2022			<i>Account Net Change</i>			\$1,600.00
11/30/2022			<i>Account Ending Balance</i>			<u>\$13,200.00</u>
11/01/2022				<i>Fund Beginning Balance</i>		\$1,787,731.18
11/30/2022				<i>Fund Net Change</i>		\$559,816.23
11/30/2022				<i>Fund Ending Balance</i>		<u>\$2,347,547.41</u>
11/01/2022				<i>Grand Total Beginning Balance</i>		\$1,787,731.18
11/30/2022				<i>Grand Total Net Change</i>		\$559,816.23
11/30/2022				<i>Grand Total Ending Balance</i>		<u>\$2,347,547.41</u>



# Barrington Public Library District

## Account Distribution

### Other Funds

Date	Trans.	Journal	Reference	Debit Amount	Credit Amount	Balance
<b>30-4500-00</b>						
<b>Account: 30-4500-00 (IMRF)</b>						
11/01/2022			<i>Account Beginning Balance</i>			\$106,516.98
11/01/2022	8711-4	Journal Entry	Payroll & Settlement of Taxes	\$0.00		
11/18/2022	8760-5	Journal Entry	Payroll & Settlement of Taxes	\$0.00		
11/30/2022	8781-4	Journal Entry	Payroll & Settlement of Taxes	\$23,570.68		
				<u>\$23,570.68</u>		
				\$23,570.68	\$0.00	
11/30/2022			<i>Account Net Change</i>			\$23,570.68
11/30/2022			<i>Account Ending Balance</i>			<u>\$130,087.66</u>
11/01/2022					<i>Fund Beginning Balance</i>	\$106,516.98
11/30/2022					<i>Fund Net Change</i>	\$23,570.68
11/30/2022					<i>Fund Ending Balance</i>	<u>\$130,087.66</u>
<b>35-4100-00</b>						
<b>Account: 35-4100-00 (FICA employer)</b>						
11/01/2022			<i>Account Beginning Balance</i>			\$64,291.14
11/01/2022	8711-35	Journal Entry	Payroll & Settlement of Taxes	\$7,693.93		
11/18/2022	8760-36	Journal Entry	Payroll & Settlement of Taxes	\$8,093.50		
11/30/2022	8781-34	Journal Entry	Payroll & Settlement of Taxes	\$7,827.38		
				<u>\$23,614.81</u>		
				\$23,614.81	\$0.00	
11/30/2022			<i>Account Net Change</i>			\$23,614.81
11/30/2022			<i>Account Ending Balance</i>			<u>\$87,905.95</u>
<b>35-4200-00</b>						
<b>Account: 35-4200-00 (Medicare employer)</b>						
11/01/2022			<i>Account Beginning Balance</i>			\$15,035.79
11/01/2022	8711-36	Journal Entry	Payroll & Settlement of Taxes	\$1,799.40		
11/18/2022	8760-37	Journal Entry	Payroll & Settlement of Taxes	\$1,892.81		
11/30/2022	8781-35	Journal Entry	Payroll & Settlement of Taxes	\$1,830.61		
				<u>\$5,522.82</u>		
				\$5,522.82	\$0.00	
11/30/2022			<i>Account Net Change</i>			\$5,522.82
11/30/2022			<i>Account Ending Balance</i>			<u>\$20,558.61</u>
11/01/2022					<i>Fund Beginning Balance</i>	\$79,326.93
11/30/2022					<i>Fund Net Change</i>	\$29,137.63
11/30/2022					<i>Fund Ending Balance</i>	<u>\$108,464.56</u>
<b>50-6500-10</b>						
<b>Account: 50-6500-10 (Fees &amp; Service Charges)</b>						
11/01/2022			<i>Account Beginning Balance</i>			\$778.00
11/30/2022	8791-6	Journal Entry	Sawyer Falduto Fees	\$403.29		
				<u>\$403.29</u>		
				\$403.29	\$0.00	
11/30/2022			<i>Account Net Change</i>			\$403.29
11/30/2022			<i>Account Ending Balance</i>			<u>\$1,181.29</u>
<b>50-8200-00</b>						
<b>Account: 50-8200-00 (Library Building &amp; Grounds Renovation)</b>						
11/01/2022			<i>Account Beginning Balance</i>			\$288,313.34
11/09/2022	8736-53	Accounts Payable	ShalesMcNutt Constru-Renovation Project - #4	\$76,001.52		
11/16/2022	8753-9	Accounts Payable	Krueger Internationa-Lighting - Public Space Renc	\$39,080.72		
11/16/2022	8753-13	Accounts Payable	Interior Investments-Furniture - Public Space Renc	\$4,834.66		

# Barrington Public Library District

## Account Distribution

### Other Funds

Date	Trans.	Journal	Reference	Debit Amount	Credit Amount	Balance
<b>Account: 50-8200-00 (Library Building &amp; Grounds Renovation)</b>						
11/16/2022	8753-17	Accounts Payable	M&M Office Interiors-Chairs - Public Space Reno	\$6,807.76		
11/23/2022	8769-9	Accounts Payable	Library Furniture In-Shelving Install	\$3,409.10		
11/23/2022	8769-13	Accounts Payable	Engberg Anderson, In-Public Space Renovation	\$2,663.95		
11/23/2022	8769-51	Accounts Payable	ShalesMcnutt Constru-Install new bike rack	\$137.00		
				\$132,934.71	\$0.00	
11/30/2022			<i>Account Net Change</i>			\$132,934.71
11/30/2022			<i>Account Ending Balance</i>			\$421,248.05
11/01/2022					<i>Fund Beginning Balance</i>	\$289,091.34
11/30/2022					<i>Fund Net Change</i>	\$133,338.00
11/30/2022					<i>Fund Ending Balance</i>	\$422,429.34
<b>60-7400-10</b>						
<b>Account: 60-7400-10 (Business Insurance)</b>						
11/01/2022			<i>Account Beginning Balance</i>			\$852.79
11/30/2022			<i>Account Net Change</i>			\$0.00
11/30/2022			<i>Account Ending Balance</i>			\$852.79
11/01/2022					<i>Fund Beginning Balance</i>	\$852.79
11/30/2022					<i>Fund Net Change</i>	\$0.00
11/30/2022					<i>Fund Ending Balance</i>	\$852.79
<b>70-7300-00</b>						
<b>Account: 70-7300-00 (Rental Spaces)</b>						
11/01/2022			<i>Account Beginning Balance</i>			\$840.00
11/30/2022			<i>Account Net Change</i>			\$0.00
11/30/2022			<i>Account Ending Balance</i>			\$840.00
<b>70-7600-10</b>						
<b>Account: 70-7600-10 (Utilities-electric)</b>						
11/01/2022			<i>Account Beginning Balance</i>			\$11,518.05
11/30/2022			<i>Account Net Change</i>			\$0.00
11/30/2022			<i>Account Ending Balance</i>			\$11,518.05
<b>70-7610-10</b>						
<b>Account: 70-7610-10 (Utilities-gas)</b>						
11/01/2022			<i>Account Beginning Balance</i>			\$3,124.29
11/09/2022	8736-95	Accounts Payable	Nicor Gas-Utilities	\$2,044.76		
				\$2,044.76	\$0.00	
11/30/2022			<i>Account Net Change</i>			\$2,044.76
11/30/2022			<i>Account Ending Balance</i>			\$5,169.05
<b>70-7620-10</b>						
<b>Account: 70-7620-10 (Utilities-water, sewer)</b>						
11/01/2022			<i>Account Beginning Balance</i>			\$2,500.62
11/16/2022	8753-23	Accounts Payable	Village of Barrington-Water & Sewer - September 2	\$622.92		
				\$622.92	\$0.00	
11/30/2022			<i>Account Net Change</i>			\$622.92
11/30/2022			<i>Account Ending Balance</i>			\$3,123.54
<b>70-7630-10</b>						

# Barrington Public Library District

## Account Distribution

### Other Funds

Date	Trans.	Journal	Reference	Debit Amount	Credit Amount	Balance
<b>Account: 70-7630-10 (Utilities-Garbage)</b>						
11/01/2022			<i>Account Beginning Balance</i>			\$1,043.73
11/09/2022	8736-215	Accounts Payable	Groot Inc-Garbage & Recycling	\$346.18		
				\$346.18	\$0.00	
11/30/2022			<i>Account Net Change</i>			\$346.18
11/30/2022			<i>Account Ending Balance</i>			<u>\$1,389.91</u>
<b>70-7810-30</b>						
<b>Account: 70-7810-30 (Building maintenance &amp; repair)</b>						
11/01/2022			<i>Account Beginning Balance</i>			\$46,080.88
11/02/2022	8712-155	Accounts Payable	Cintas-Floor Mat Service	\$35.00		
11/09/2022	8736-5	Accounts Payable	Complete Cleaning Co-November 2022 Contract	\$5,740.00		
11/09/2022	8736-15	Accounts Payable	Ace Relocation Syste-Warehouse Handling	\$560.00		
11/09/2022	8736-27	Accounts Payable	AQUALAB Water Treatm-Water Treatment Chemik	\$175.00		
11/09/2022	8736-35	Accounts Payable	TK Elevator Corporat-11/1/22-1/31/23 Service Per	\$592.80		
11/16/2022	8753-1	Accounts Payable	Folding Partition Se-11.03.22 - Service Call	\$591.00		
11/16/2022	8753-37	Accounts Payable	Cintas-Floor Mat Service	\$37.42		
11/16/2022	8753-57	Accounts Payable	State Fire Marshall -Boiler Inspection	\$200.00		
11/23/2022	8769-1	Accounts Payable	Program One-October 2022 Window Cleaning	\$1,169.00		
11/23/2022	8769-23	Accounts Payable	Metalmaster-Roofmast-Reapir roofing system me	\$756.00		
11/23/2022	8769-45	Accounts Payable	Complete Cleaning Co-October 2022 Cleaning	\$4,825.00		
				\$14,681.22	\$0.00	
11/30/2022			<i>Account Net Change</i>			\$14,681.22
11/30/2022			<i>Account Ending Balance</i>			<u>\$60,762.10</u>
<b>70-7811-30</b>						
<b>Account: 70-7811-30 (Bldg maintenance supplies)</b>						
11/01/2022			<i>Account Beginning Balance</i>			\$8,855.86
11/09/2022	8736-11	Accounts Payable	Warehouse Direct-Building Supplies	\$562.65		
11/09/2022	8736-19	Accounts Payable	Idlewood Electric Su-Ballast	\$52.42		
11/16/2022	8753-27	Accounts Payable	Facility Solutions G-Fluorescent Bulbs	\$382.00		
11/23/2022	8769-19	Accounts Payable	Idlewood Electric Su-Ballast - Special Order	\$283.42		
11/23/2022	8769-35	Accounts Payable	Amazon Capital Servi-Dolly - Hand Truck	\$409.99		
				\$1,690.48	\$0.00	
11/30/2022			<i>Account Net Change</i>			\$1,690.48
11/30/2022			<i>Account Ending Balance</i>			<u>\$10,546.34</u>
<b>70-7812-30</b>						
<b>Account: 70-7812-30 (Repair Contingency)</b>						
11/01/2022			<i>Account Beginning Balance</i>			\$20,236.55
11/02/2022	8712-59	Accounts Payable	First Bankcard-Home Depot - Washer/Dryer	\$2,217.98		
11/02/2022	8712-127	Accounts Payable	Hartwig Plumbing and-Ground Floor Mop Sink	\$501.49		
11/02/2022	8712-131	Accounts Payable	Hartwig Plumbing and-2nd Floor Mens Washroom	\$1,425.00		
11/02/2022	8712-137	Accounts Payable	Hartwig Plumbing and-Women bath leaking	\$1,127.19		
11/02/2022	8712-159	Accounts Payable	Hartwig Plumbing and-Install new vacuum breake	\$1,186.25		
11/23/2022	8769-5	Accounts Payable	Forms + Surfaces-Bike Rack	\$1,144.00		
11/23/2022	8769-31	Accounts Payable	Hartwig Plumbing and-Repair Mens Leaking Urine	\$397.04		
				\$7,998.95	\$0.00	
11/30/2022			<i>Account Net Change</i>			\$7,998.95
11/30/2022			<i>Account Ending Balance</i>			<u>\$28,235.50</u>

# Barrington Public Library District

## Account Distribution

### Other Funds

Date	Trans.	Journal	Reference	Debit Amount	Credit Amount	Balance
<b>70-7820-10</b>						
<b>Account: 70-7820-10 (Equipment maintenance)</b>						
11/01/2022			<i>Account Beginning Balance</i>			\$18,118.58
11/16/2022	8736-61	Accounts Payable	Marco Technologies L-Contract Base Rate Contrac	\$352.79		
11/23/2022	8769-55	Accounts Payable	Genesis Technologies-Copier/Printer Lease & Usa	\$1,257.76		
				\$1,610.55	\$0.00	
11/30/2022			<i>Account Net Change</i>			\$1,610.55
11/30/2022			<i>Account Ending Balance</i>			\$19,729.13
<b>70-7830-30</b>						
<b>Account: 70-7830-30 (Traffic light)</b>						
11/01/2022			<i>Account Beginning Balance</i>			\$3,087.42
11/30/2022			<i>Account Net Change</i>			\$0.00
11/30/2022			<i>Account Ending Balance</i>			\$3,087.42
<b>70-7840-30</b>						
<b>Account: 70-7840-30 (Site maintenance)</b>						
11/01/2022			<i>Account Beginning Balance</i>			\$33,654.98
11/16/2022	8753-33	Accounts Payable	Doering Landscape Co-Landscaping - November I	\$1,725.00		
				\$1,725.00	\$0.00	
11/30/2022			<i>Account Net Change</i>			\$1,725.00
11/30/2022			<i>Account Ending Balance</i>			\$35,379.98
<b>70-7841-30</b>						
<b>Account: 70-7841-30 (Site Contingency)</b>						
11/01/2022			<i>Account Beginning Balance</i>			\$60.00
11/30/2022			<i>Account Net Change</i>			\$0.00
11/30/2022			<i>Account Ending Balance</i>			\$60.00
<b>70-7870-40</b>						
<b>Account: 70-7870-40 (Vehicle operation &amp; maintenance)</b>						
11/01/2022			<i>Account Beginning Balance</i>			\$2,691.78
11/02/2022	8712-11	Accounts Payable	WEX Bank-Vehicle Gas	\$322.92		
11/07/2022	8719-1	Accounts Payable	WEX Bank-Invoice for October 2022 Gas	\$422.84		
				\$745.76	\$0.00	
11/30/2022			<i>Account Net Change</i>			\$745.76
11/30/2022			<i>Account Ending Balance</i>			\$3,437.54
<b>70-8100-00</b>						
<b>Account: 70-8100-00 (Capital Assets)</b>						
11/01/2022			<i>Account Beginning Balance</i>			\$2,405.00
11/30/2022			<i>Account Net Change</i>			\$0.00
11/30/2022			<i>Account Ending Balance</i>			\$2,405.00
11/01/2022				<i>Fund Beginning Balance</i>		\$154,217.74
11/30/2022				<i>Fund Net Change</i>		\$31,465.82
11/30/2022				<i>Fund Ending Balance</i>		\$185,683.56
<b>80-4400-10</b>						
<b>Account: 80-4400-10 (Unemployment insurance)</b>						
11/01/2022			<i>Account Beginning Balance</i>			\$0.00

# Barrington Public Library District

## Account Distribution

### Other Funds

Date	Trans.	Journal	Reference	Debit Amount	Credit Amount	Balance
<b>Account: 80-4400-10 (Unemployment insurance)</b>						
11/14/2022	8747-1	Accounts Payable	LIMRiCC Unemployment-Q3 2022 Unemployment	\$554.60		
				\$554.60	\$0.00	
11/30/2022			<i>Account Net Change</i>			\$554.60
11/30/2022			<i>Account Ending Balance</i>			\$554.60
11/01/2022					<i>Fund Beginning Balance</i>	\$0.00
11/30/2022					<i>Fund Net Change</i>	\$554.60
11/30/2022					<i>Fund Ending Balance</i>	\$554.60
<b>90-4820-10</b>						
<b>Account: 90-4820-10 (Staff Expenses)</b>						
11/01/2022			<i>Account Beginning Balance</i>			\$105.00
11/30/2022			<i>Account Net Change</i>			\$0.00
11/30/2022			<i>Account Ending Balance</i>			\$105.00
<b>90-5100-60</b>						
<b>Account: 90-5100-60 (Books)</b>						
11/01/2022			<i>Account Beginning Balance</i>			\$19,311.63
11/09/2022	8736-101	Accounts Payable	Baker & Taylor Books-YS Books	\$535.14		
11/09/2022	8736-108	Accounts Payable	Baker & Taylor Books-YS Books	\$1,507.86		
11/09/2022	8736-112	Accounts Payable	Baker & Taylor Books-YS Books	\$280.58		
11/09/2022	8736-116	Accounts Payable	Baker & Taylor Books-YS Books	\$494.36		
11/09/2022	8736-120	Accounts Payable	Baker & Taylor Books-YS Books	\$402.78		
11/09/2022	8736-124	Accounts Payable	Baker & Taylor Books-YS Books	\$695.67		
11/09/2022	8736-128	Accounts Payable	Baker & Taylor Books-YS Books	\$352.37		
11/23/2022	8769-85	Accounts Payable	Baker & Taylor Books-YS Books	\$411.83		
11/23/2022	8769-91	Accounts Payable	Baker & Taylor Books-YS Books	\$262.75		
11/23/2022	8769-105	Accounts Payable	Baker & Taylor Books-YS Books	\$366.85		
11/23/2022	8769-109	Accounts Payable	Baker & Taylor Books-YS Books	\$727.29		
11/23/2022	8769-113	Accounts Payable	Baker & Taylor Books-YS Books	\$202.46		
11/23/2022	8769-135	Accounts Payable	Baker & Taylor Books-YS Books	\$565.18		
				\$6,805.12	\$0.00	
11/30/2022			<i>Account Net Change</i>			\$6,805.12
11/30/2022			<i>Account Ending Balance</i>			\$26,116.75
<b>90-5610-20</b>						
<b>Account: 90-5610-20 (Library programs)</b>						
11/01/2022			<i>Account Beginning Balance</i>			\$400.00
11/30/2022			<i>Account Net Change</i>			\$0.00
11/30/2022			<i>Account Ending Balance</i>			\$400.00
<b>90-5610-60</b>						
<b>Account: 90-5610-60 (Library programs)</b>						
11/01/2022			<i>Account Beginning Balance</i>			\$585.95
11/30/2022			<i>Account Net Change</i>			\$0.00
11/30/2022			<i>Account Ending Balance</i>			\$585.95
11/01/2022					<i>Fund Beginning Balance</i>	\$20,402.58
11/30/2022					<i>Fund Net Change</i>	\$6,805.12
11/30/2022					<i>Fund Ending Balance</i>	\$27,207.70

**Barrington Public Library District**  
**Account Distribution**  
 Other Funds

<b>Date</b>	<b>Trans.</b>	<b>Journal</b>	<b>Reference</b>	<b>Debit Amount</b>	<b>Credit Amount</b>	<b>Balance</b>
11/01/2022					<i>Grand Total Beginning Balance</i>	\$650,408.36
11/30/2022					<i>Grand Total Net Change</i>	\$224,871.85
11/30/2022					<i>Grand Total Ending Balance</i>	\$875,280.21

**Barrington Public Library District**  
**Bank Register Report - Operational Checking-Barrington Bank**  
For the Period Ended November 30, 2022

Transaction Number	Transaction Type	Transaction Date	Reference	Payments	Post Date	Status
1127	Bank Draft	11/02/2022	First Bankcard	\$8,162.49	11/02/2022	Cleared
1128	Bank Draft	11/07/2022	WEX Bank	\$422.84	11/07/2022	Cleared
1129	Bank Draft	11/07/2022	MissionSquare Investments & Funds (prev. Vantagepoint)	\$467.20	11/07/2022	Cleared
1130	Bank Draft	11/07/2022	Nationwide Retirement Solutions	\$2,005.00	11/07/2022	Cleared
1131	Bank Draft	11/23/2022	MissionSquare Investments & Funds (prev. Vantagepoint)	\$552.00	11/23/2022	Cleared
1132	Bank Draft	11/23/2022	Nationwide Retirement Solutions	\$2,005.00	11/23/2022	Cleared
11330	Computer Check	11/02/2022	A H Office Coffee Services	\$345.30	11/02/2022	Cleared
11331	Computer Check	11/02/2022	Alanne Ori	\$50.00	11/02/2022	Outstanding
11332	Computer Check	11/02/2022	Amazon Capital Services	\$285.71	11/02/2022	Cleared
11333	Computer Check	11/02/2022	American Eagle Packaging Corp.	\$157.05	11/02/2022	Cleared
11334	Computer Check	11/02/2022	AT&T	\$503.10	11/02/2022	Cleared
11335	Computer Check	11/02/2022	Cintas	\$35.00	11/02/2022	Cleared
11336	Computer Check	11/02/2022	Karen Fotopoulos	\$80.00	11/02/2022	Cleared
11337	Computer Check	11/02/2022	Greg Borzo	\$250.00	11/02/2022	Cleared
11338	Computer Check	11/02/2022	Hartwig Plumbing and Heating Inc	\$4,239.93	11/02/2022	Cleared
11339	Computer Check	11/02/2022	Kimberly Mclver	\$200.00	11/02/2022	Cleared
11340	Computer Check	11/02/2022	Susan Maddox	\$300.00	11/02/2022	Cleared
11341	Computer Check	11/02/2022	Michael Tierney LLC	\$500.00	11/02/2022	Cleared
11342	Computer Check	11/02/2022	OverDrive Inc.	\$47,301.14	11/02/2022	Cleared
11343	Computer Check	11/02/2022	WEX Bank	\$322.92	11/02/2022	Cleared
11344	Computer Check	11/09/2022	Ace Relocation Systems Inc.	\$560.00	11/09/2022	Cleared
11345	Computer Check	11/09/2022	Amazon Capital Services	\$342.80	11/09/2022	Cleared
11346	Computer Check	11/09/2022	American Library Association	\$225.00	11/09/2022	Cleared
11347	Computer Check	11/09/2022	AQUALAB Water Treatment	\$175.00	11/09/2022	Cleared
11348	Computer Check	11/09/2022	ATA Group, LLP	\$1,600.00	11/09/2022	Cleared
11349	Computer Check	11/09/2022	Baker & Taylor Books	\$6,443.00	11/09/2022	Cleared
11350	Computer Check	11/09/2022	CDW Government	\$8,975.70	11/09/2022	Cleared
11351	Computer Check	11/09/2022	Complete Cleaning Company	\$5,740.00	11/09/2022	Cleared
11352	Computer Check	11/09/2022	Groot Inc	\$346.18	11/09/2022	Outstanding
11353	Computer Check	11/09/2022	Idlewood Electric Supply, Inc	\$52.42	11/09/2022	Cleared
11354	Computer Check	11/09/2022	Illinois Library Association	\$575.00	11/09/2022	Cleared
11355	Computer Check	11/09/2022	Ingram Library Services	\$4,855.94	11/09/2022	Cleared
11356	Computer Check	11/09/2022	Innovative Interfaces Inc	\$13,850.00	11/09/2022	Outstanding
11357	Computer Check	11/09/2022	Kaleidoscope School of Fine Art	\$375.00	11/09/2022	Outstanding
11358	Computer Check	11/09/2022	Lakeshore Learning Materials	\$157.86	11/09/2022	Outstanding
11359	Computer Check	11/09/2022	Library Market	\$2,000.00	11/09/2022	Cleared
11360	Computer Check	11/09/2022	Marco Technologies LLC	\$352.79	11/09/2022	Cleared
11361	Computer Check	11/09/2022	MidAmerican Energy Company	\$5,804.21	11/09/2022	Cleared
11362	Computer Check	11/09/2022	Midwest Tape	\$3,577.24	11/09/2022	Cleared
11363	Computer Check	11/09/2022	New York Times	\$2,303.60	11/09/2022	Cleared
11364	Computer Check	11/09/2022	Nicor Gas	\$2,044.76	11/09/2022	Cleared
11365	Computer Check	11/09/2022	Patron Point	\$91.80	11/09/2022	Cleared
11366	Computer Check	11/09/2022	ShalesMcnutt Construction	\$76,001.52	11/09/2022	Cleared
11367	Computer Check	11/09/2022	Thomas Klise/Crimson Multimedia	\$679.91	11/09/2022	Outstanding
11368	Computer Check	11/09/2022	TK Elevator Corporation	\$592.80	11/09/2022	Cleared
11369	Computer Check	11/09/2022	Virtek	\$4,235.00	11/09/2022	Cleared
11370	Computer Check	11/09/2022	Warehouse Direct	\$562.65	11/09/2022	Cleared

11371	Computer Check	11/09/2022	Wellness Insurance Network	\$39,575.11	11/09/2022	Cleared
11372	Computer Check	11/14/2022	LIMRICC Unemployment Compensation Group Account	\$554.60	11/14/2022	Cleared
11373	One-Time Check	11/14/2022	Andrew O'Connell	\$17.00	11/14/2022	Outstanding
11374	One-Time Check	11/14/2022	Yeo Jin Yoon	\$7.73	11/14/2022	Cleared
11375	Computer Check	11/16/2022	Amazon Capital Services	\$352.32	11/16/2022	Cleared
11376	Computer Check	11/16/2022	Cintas	\$37.42	11/16/2022	Cleared
11377	Computer Check	11/16/2022	Doering Landscape Company	\$1,725.00	11/16/2022	Outstanding
11378	Computer Check	11/16/2022	Facility Solutions Group Inc	\$382.00	11/16/2022	Cleared
11379	Computer Check	11/16/2022	Folding Partition Services, Inc.	\$591.00	11/16/2022	Cleared
11380	Computer Check	11/16/2022	Interior Investments LLC	\$4,834.66	11/16/2022	Cleared
11381	Computer Check	11/16/2022	Krueger International, Inc.	\$39,080.72	11/16/2022	Voided
11382	Computer Check	11/16/2022	M&M Office Interiors, LLC	\$6,807.76	11/16/2022	Cleared
11383	Computer Check	11/16/2022	Minuteman Press Barrington	\$1,150.00	11/16/2022	Outstanding
11384	Computer Check	11/16/2022	Paddock Publications, Inc	\$715.50	11/16/2022	Cleared
11385	Computer Check	11/16/2022	Quill Corporation	\$1,103.71	11/16/2022	Outstanding
11386	Computer Check	11/16/2022	State Fire Marshall -IL Office of	\$200.00	11/16/2022	Outstanding
11387	Computer Check	11/16/2022	Technology Management Rev Fund	\$950.00	11/16/2022	Cleared
11388	Computer Check	11/16/2022	Village of Barrington	\$622.92	11/16/2022	Cleared
11389	Computer Check	11/16/2022	Krueger International, Inc.	\$39,080.72	11/16/2022	Cleared
11390	Computer Check	11/22/2022	Amazon Capital Services	\$1,717.30	11/22/2022	Outstanding
11391	Computer Check	11/22/2022	Amazon/GECRB	\$27.99	11/22/2022	Cleared
11392	Computer Check	11/22/2022	AVI Systems Inc	\$3,567.97	11/22/2022	Cleared
11393	Computer Check	11/22/2022	Baker & Taylor Books	\$4,107.55	11/22/2022	Cleared
11394	Computer Check	11/22/2022	Complete Cleaning Company	\$4,825.00	11/22/2022	Cleared
11395	Computer Check	11/22/2022	Engberg Anderson, Inc.	\$2,663.95	11/22/2022	Cleared
11396	Computer Check	11/22/2022	Findaway World LLC	\$47.49	11/22/2022	Outstanding
11397	Computer Check	11/22/2022	Forms + Surfaces	\$1,144.00	11/22/2022	Cleared
11398	Computer Check	11/22/2022	Genesis Technologies, Inc.	\$1,257.76	11/22/2022	Outstanding
11399	Computer Check	11/22/2022	Hartwig Plumbing and Heating Inc	\$397.04	11/22/2022	Cleared
11400	Computer Check	11/22/2022	Idlewood Electric Supply, Inc	\$283.42	11/22/2022	Cleared
11401	Computer Check	11/22/2022	Illinois Library Association	\$75.00	11/22/2022	Cleared
11402	Computer Check	11/22/2022	Ingram Library Services	\$4,111.02	11/22/2022	Cleared
11403	Computer Check	11/22/2022	Library Furniture International, Inc.	\$3,409.10	11/22/2022	Outstanding
11404	Computer Check	11/22/2022	Metalmaster-Roofmaster	\$756.00	11/22/2022	Cleared
11405	Computer Check	11/22/2022	Midwest Tape	\$3,812.65	11/22/2022	Outstanding
11406	Computer Check	11/22/2022	Peerless Network, Inc.	\$534.45	11/22/2022	Cleared
11407	Computer Check	11/22/2022	Program One	\$1,169.00	11/22/2022	Cleared
11408	Computer Check	11/22/2022	RAILS	\$2,300.00	11/22/2022	Cleared
11409	Computer Check	11/22/2022	ShalesMcnutt Construction	\$137.00	11/22/2022	Cleared
11410	Computer Check	11/22/2022	ULINE	\$187.97	11/22/2022	Outstanding
11411	One-Time Check	11/22/2022	James Lundmark	\$16.23	11/21/2022	Outstanding
11412	One-Time Check	11/22/2022	Matson Bauer	\$9.52	11/21/2022	Outstanding
11413	One-Time Check	11/22/2022	Paras Thakkar	\$15.99	11/22/2022	Cleared
11414	Computer Check	11/30/2022	A H Office Coffee Services	\$140.30	11/30/2022	Outstanding
11415	Computer Check	11/30/2022	Allied Universal Technology Services	\$450.00	11/30/2022	Outstanding
11416	Computer Check	11/30/2022	Amazon Capital Services	\$171.03	11/30/2022	Outstanding
11417	Computer Check	11/30/2022	American Library Association	\$70.00	11/30/2022	Outstanding
11418	Computer Check	11/30/2022	CDW Government	\$638.70	11/30/2022	Outstanding
11419	Computer Check	11/30/2022	Graphic 14, Incorporated	\$385.20	11/30/2022	Outstanding
11420	Computer Check	11/30/2022	Klein, Thorpe and Jenkins, Ltd.	\$1,170.00	11/30/2022	Outstanding
11421	Computer Check	11/30/2022	Showcases	\$151.96	11/30/2022	Outstanding
11422	One-Time Check	11/30/2022	YingYang WU	\$29.98	11/22/2022	Outstanding

TOTAL CHECKS AND BANK DRAFTS - NOVEMBER 2022

\$388,273.60



**Barrington Public Library District  
Encumbrances  
November 1, 2022**

**Materials**

Library Materials Expenditures at 11/30/22 per Expenditures Report	311,260.61
Encumbered Materials - 11/30/22	43,445.08
Encumbered e-Materials - 11/30/22	-
Total	<u>354,705.69</u>
Library Materials Working Budget	<u>877,732.00</u>
Estimated % to Budget	<u>40.41%</u>

**Programs**

Library Program Expenditures at 11/30/22 per Expenditures Report	6,741.60
Encumbered Programs - 11/30/22	2,300.23
Total	<u>9,041.83</u>
Library Programs Working Budget	<u>88,500.00</u>
Estimated % to Budget	<u>10.22%</u>



Account: All  
 Date submitted: 11/01/2022 - 11/30/2022  
 Report created: 12/06/2022 11:16 AM (ET)

From Account	To Account	Amount	Transmitted	Processed	Confirmation
Operating Account - Checking - *8965	Payroll Account - Checking - *1236	\$168,258.21	11/30/2022 01:30:19 pm	11/30/2022	1680955329
Barrington Library - Maxsafe - Savings - *2781	Operating Account - Checking - *8965	\$618,054.86	11/29/2022 02:15:09 pm	11/29/2022	1984599287
Operating Account - Checking - *8965	Payroll Account - Checking - *1236	\$132,781.32	11/15/2022 05:39:43 pm	11/15/2022	3952766640
Barrington Library - Maxsafe - Savings - *2781	Operating Account - Checking - *8965	\$608,231.91	11/15/2022 05:39:26 pm	11/15/2022	1181347972
Operating Account - Checking - *8965	Payroll Account - Checking - *1236	\$126,679.85	11/01/2022 12:56:11 pm	11/01/2022	1550750903
	Total:	\$1,654,006.15			



Schwab One® Account of  
**BARRINGTON PUBLIC LIBRARY  
DISTRICT**

Account Number  
**9383-4772**

Statement Period  
**November 1-30, 2022**

Need help reading this statement?  
Visit [www.schwab.com/StatementUserGuide](http://www.schwab.com/StatementUserGuide) for more information.

**Your Independent Investment Manager and/or Advisor**

SFAM LLC  
589 S YORK ST  
ELMHURST IL 60126-4463  
1 (630) 941-8560

*The custodian of your brokerage account is: Charles Schwab & Co., Inc.*

<b>Table of Contents</b>	<b>Page</b>
Terms and Conditions.....	2
Change in Account Value.....	3
Asset Composition.....	3
Gain or (Loss) Summary.....	4
Income Summary.....	4
Cash Transactions Summary.....	5
Transaction Detail.....	19
Money Market Fund (Sweep) Detail.....	19
Endnotes For Your Account.....	20

BARRINGTON PUBLIC LIBRARY  
DISTRICT  
505 N NORTHWEST HWY  
BARRINGTON IL 60010-3354



Your Independent Investment Advisor is not affiliated with or an agent of Schwab and Schwab does not supervise or endorse your Advisor.



Schwab One® Account of  
**BARRINGTON PUBLIC LIBRARY  
DISTRICT**

Account Number  
**9383-4772**

Statement Period  
**November 1-30, 2022**

## Terms and Conditions

### GENERAL INFORMATION AND KEY TERMS:

This Account statement is furnished solely by Charles Schwab & Co., Inc. ("Schwab") for your Account at Schwab ("Account"). Unless otherwise defined herein, capitalized terms have the same meanings as in your Account Agreement. If you receive any other communication from any source other than Schwab which purports to represent your holdings at Schwab (including balances held at a Depository Institution) you should verify its content with this statement.

**AIP (Automatic Investment Plan) Customers:** Schwab receives remuneration in connection with certain transactions effected through Schwab. If you participate in a systematic investment program through Schwab, the additional information normally detailed on a trade confirmation will be provided upon request.

**Average Daily Balance:** Average daily composite of all cash balances that earn interest and all loans from Schwab that are charged interest. **Bank Sweep and Bank Sweep for Benefit Plans Features:** Schwab acts as your agent and custodian in establishing and maintaining your Deposit Account(s) as a feature of your brokerage account(s). Deposit accounts held through bank sweep features constitute direct obligations of one of more FDIC insured banks ("Affiliated Banks") that are affiliated with Schwab and are not obligations of Schwab. Funds swept to Affiliated Banks are eligible for deposit insurance from the FDIC up to the applicable limits for each bank for funds held in the same insurable capacity. The balance in the Deposit Accounts can be withdrawn on your order and the proceeds returned to your brokerage account or remitted to you as provided in your Account Agreement. For information on FDIC insurance and its limits, as well as other important disclosures about the bank sweep feature(s) in your account, please refer to the Cash Features Disclosure Statement available online or from a Schwab representative.

**Cash:** Any Free Credit Balance owed by us to you payable upon demand which, although accounted for on our books of record, is not segregated and may be used in the conduct of this firm's business. **Dividend Reinvestment Customers:** Dividend reinvestment transactions were effected by Schwab acting as a principal for its own account, except for the reinvestment of Schwab dividends, for which an independent broker-dealer acted as the buying agent. Further information on these transactions will be furnished upon written request.

**Interest:** For the Schwab One Interest, Bank Sweep, and Bank Sweep for Benefit Plans features, interest is paid for a period that may differ from the Statement Period. Balances include interest paid as indicated on your statement by Schwab or one or more of its Affiliated Banks. These balances do not include interest that may have accrued during the Statement Period after interest is paid. The interest paid may include interest that accrued in the prior Statement Period. For the Schwab One Interest feature, interest accrues daily from the second-to-last business day of the prior month and is posted on the second-to-last business day of the current month. For the bank sweep feature(s), interest accrues daily from the 16th day of the prior month and is credited/posted on the first business day after the 15th of the current month.

If, on any given day, the interest that Schwab calculates for the Free Credit Balances in the Schwab One Interest feature in your brokerage account is less than \$,005, you will not accrue any interest on that day. For balances held at banks affiliated with Schwab in the Bank Sweep and Bank Sweep for Benefit Plans features, interest will accrue even if the amount is less than \$,005.

**Margin Account Customers:** This is a combined statement of your margin account and special memorandum account maintained for you under Section 220.5 of Regulation T issued by the Board of Governors of the Federal Reserve System. The permanent record of the separate account as required by Regulation T is available for your inspection.

Securities purchased on margin are Schwab's collateral for the loan to you. It is important that you fully understand the risks involved in trading securities on margin. These risks include:

- You can lose more funds than you deposit in the margin account.
- Schwab can force the sale of securities or other assets in any of your account(s) to maintain the required account equity without contacting you.
- You are not entitled to choose which assets are liquidated nor are you entitled to an extension of time on a margin call.
- Schwab can increase both its "house" maintenance margin requirements and the maintenance margin requirements for your Account at any time without advance written notice to you.

**Market Price:** The most recent price evaluation available to Schwab on the last business day of the report period, normally the last trade price or bid as of market close. Unpriced securities denote that no market evaluation update is currently available. Price evaluations are obtained from outside parties. Schwab shall have no responsibility for the accuracy or timeliness of any such valuations. Pricing of assets not held at Schwab is for informational purposes only. Some securities, especially thinly traded equities in the OTC market or foreign markets, may not report the most current price and are indicated as Stale Priced. For Limited Partnerships and Real Estate Investment Trust (REIT) securities, you may see that the value reflected on your monthly account statement for this security is unpriced. NASD rules require that certain Limited Partnerships (direct participation programs) and Real Estate Investment Trust (REIT) securities, that have not been priced within 18 months, must show as unpriced on customer statements. Note that these securities are generally illiquid, the value of the securities will be different than its purchase price, and, if applicable, that accurate valuation information may not be available.

**Market Value:** The Market Value is computed by multiplying the Market Price by the Quantity of Shares. This is the dollar value of your present holdings in your specified Schwab Account or a summary of the Market Value summed over multiple accounts. **Non-Publicly Traded Securities:** All assets shown on this statement, other than certain direct investments which may be held by a third party, are held in your Account. Values of certain Non-Publicly Traded Securities may be furnished by a third party as provided by Schwab's Account Agreement. Schwab shall have no responsibility for the accuracy or timeliness of such valuations. The Securities Investor Protection Corporation (SIPC) does not cover many limited partnership interests.

**Schwab Sweep Money Funds:** Includes the primary money market funds into which Free Credit Balances may be automatically invested pursuant to your Account Agreement. Schwab or an affiliate acts and receives compensation as the Investment Advisor, Transfer Agent, Shareholder Service Agent and Distributor for the Schwab Sweep Money Funds. The amount of such compensation is disclosed in the prospectus. The yield information for Schwab Sweep Money Funds is the current 7-day yield as of the statement period. Yields vary. If on any given day, the accrued daily dividend for your selected sweep money fund as calculated for your account is less than 1/2 of 1 cent (\$0.005), your account will not earn a dividend for that day. In addition, if you do not accrue at least 1 daily dividend of \$0.01 during a pay period, you will not receive a money market dividend for that period. Schwab and the Schwab Sweep Money Funds investment advisor may be voluntarily reducing a portion of a Schwab Sweep Money Fund's expenses. Without these reductions, yields would have been lower.

**Securities Products and Services:** Securities products and services

are offered by Charles Schwab & Co., Inc., Member SIPC. Securities products and services, including unswept intraday funds and net credit balances held in brokerage accounts are not deposits or other obligations of, or guaranteed by, any bank, are not FDIC insured, and are subject to investment risk and may lose value. SIPC does not cover balances held at banks affiliated with Schwab in the Bank Sweep and Bank Sweep for Benefit Plans features. Please see your Cash Feature Disclosure Statement for more information on insurance coverage. **Yield to Maturity:** This is the actual average annual return on a note if held to maturity.

**Gain (or Loss):** Unrealized Gain (or Loss) and Realized Gain (or Loss) sections ("Gain/Loss Section(s)") contain a gain or a loss summary of your Account. This information has been provided on this statement at the request of your Advisor, if applicable. This information is not a solicitation or a recommendation to buy or sell. Schwab does not provide tax advice and encourages you to consult with your tax professional. Please view the Cost Basis Disclosure Statement for additional information on how gain (or loss) is calculated and how Schwab reports adjusted cost basis information to the IRS.

**Accrued Income:** Accrued Income is the sum of the total accrued interest and/or accrued dividends on positions held in your Account, but the interest and/or dividends have not been received into your account. Schwab makes no representation that the amounts shown (or any other amount) will be received. Accrued amounts are not covered by SIPC account protection until actually received and held in the Account.

**IN CASE OF ERRORS OR DISCREPANCIES:** If you find an error or discrepancy relating to your brokerage activity (other than an electronic fund transfer) you must notify us promptly, but no later than 10 days after this statement is sent or made available to you. If this statement shows that we have mailed or delivered security certificate(s) that you have not received, notify Schwab immediately. You may call us at 800-435-4000. (Outside the U.S., call +1-415-667-8400.) If you're a client of an independent investment advisor, call us at 800-515-2157. Any oral communications should be re-confirmed in writing to further protect your rights, including rights under the Securities Investor Protection Act (SIPA). If you do not so notify us, you agree that the statement activity and Account balance are correct for all purposes with respect to those brokerage transactions.

**IN CASE OF COMPLAINTS:** If you have a complaint regarding your Schwab statement, products or services, please write to the Client Advocacy Team at Charles Schwab & Co., Inc., Attention: Client Advocacy Team, 211 Main St., San Francisco, CA 94105, USA, or call Schwab Signature Alliance at 800-515-2157.

**Address Changes:** If you fail to notify Schwab in writing of any change of address or phone number, you may not receive important notifications about your Account, and trading or other restrictions might be placed on your Account.

**Additional Information:** We are required by law to report to the Internal Revenue Service adjusted cost basis information (if applicable), certain payments to you and credits to your Account during the calendar year. Retain this statement for income tax purposes. A financial statement for your inspection is available at Schwab's offices or a copy will be mailed to you upon written request. Any third party trademarks appearing herein are the property of their respective owners. Schwab and Charles Schwab Bank are affiliates of each other and subsidiaries of the Charles Schwab Corporation. © 2016 Charles Schwab & Co., Inc. ("Schwab"). All rights reserved. Member SIPC. (0221-117W)



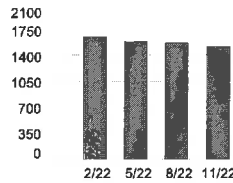
Schwab One® Account of  
**BARRINGTON PUBLIC LIBRARY  
 DISTRICT**

Account Number  
**9383-4772**

Statement Period  
**November 1-30, 2022**

**Account Value as of 11/30/2022: \$ 1,529,254.67**

Change in Account Value	This Period	Year to Date	Account Value [in Thousands]
<b>Starting Value</b>	<b>\$ 1,516,564.49</b>	<b>\$ 1,671,620.27</b>	
Credits	1,660.20	18,444.88	
Debits	(403.29)	(2,402.00)	
Transfer of Securities (In/Out)	0.00	0.00	
Income Reinvested	(37.17)	(82.71)	
Change in Value of Investments	11,470.44	(158,325.77)	
<b>Ending Value on 11/30/2022</b>	<b>\$ 1,529,254.67</b>	<b>\$ 1,529,254.67</b>	
<i>Accrued Income<sup>d</sup></i>	<i>5,453.38</i>		
<b>Ending Value with Accrued Income<sup>d</sup></b>	<b>\$ 1,534,708.05</b>		
<b>Total Change in Account Value</b>	<b>\$ 12,690.18</b>	<b>\$ (142,365.60)</b>	
<b>Total Change with Accrued Income<sup>d</sup></b>	<b>\$ 18,143.56</b>		



Asset Composition	Market Value	% of Account Assets
Cash and Money Market Funds [Sweep]	\$ 10,426.20	<1%
Fixed Income	1,518,828.47	99%
<b>Total Assets Long</b>	<b>\$ 1,529,254.67</b>	
<b>Total Account Value</b>	<b>\$ 1,529,254.67</b>	<b>100%</b>

**SAWYER FALDUTO**  
 ASSET MANAGEMENT, LLC

Your Independent Investment Advisor is not affiliated with or an agent of Schwab and Schwab does not supervise or endorse your Advisor.  
 Page 3 of 20



Schwab One® Account of  
**BARRINGTON PUBLIC LIBRARY  
 DISTRICT**

Account Number  
**9383-4772**

Statement Period  
**November 1-30, 2022**

Gain or (Loss) Summary	Realized Gain or (Loss) This Period		Unrealized Gain or (Loss)
	Short Term	Long Term	
All Investments	\$0.00	\$0.00	\$(165,400.03) <sup>b</sup>

Values may not reflect all of your gains/losses; Schwab has provided accurate gain and loss information wherever possible for most investments. Cost basis may be incomplete or unavailable for some of your holdings and may change or be adjusted in certain cases. Statement information should not be used for tax preparation, instead refer to official tax documents. For additional information refer to Terms and Conditions.

Income Summary	This Period		Year to Date	
	Federally Tax-Exempt	Federally Taxable	Federally Tax-Exempt	Federally Taxable
Money Funds Dividends	0.00	37.17	0.00	82.71
Certificate of Deposit Interest	0.00	905.49	0.00	9,432.30
Treasury Bond Interest	0.00	112.50	0.00	1,185.20
Municipal Bond Interest	0.00	0.00	0.00	3,072.05
Agency Security Interest	0.00	201.75	0.00	4,101.99
<b>Total Income</b>	<b>0.00</b>	<b>1,256.91</b>	<b>0.00</b>	<b>17,874.25</b>
Accrued Interest Paid <sup>4</sup>	0.00	0.00	0.00	(886.50)

<sup>4</sup>Certain accrued interest paid on taxable bonds may be deductible; consult your tax advisor.



Schwab One® Account of  
**BARRINGTON PUBLIC LIBRARY  
 DISTRICT**

Account Number  
**9383-4772**

Statement Period  
**November 1-30, 2022**

**Cash Transactions Summary**

	This Period	Year to Date
<b>Starting Cash*</b>	<b>\$ 9,169.29</b>	<b>\$ 4,156.29</b>
Deposits and other Cash Credits	0.00	0.00
Investments Sold	0.00	388,250.55
Dividends and Interest	1,256.91	17,644.88
Withdrawals and other Debits	0.00	0.00
Investments Purchased	0.00	(398,023.52)
Fees and Charges	0.00	(1,602.00)
<b>Total Cash Transaction Detail</b>	<b>1,256.91</b>	<b>6,269.91</b>
<b>Ending Cash*</b>	<b>\$ 10,426.20</b>	<b>\$ 10,426.20</b>

\*Cash (includes any cash debit balance) held in your account plus the value of any cash invested in a sweep money fund.

**Investment Detail - Cash and Money Market Funds [Sweep]**

Cash	Starting Balance	Ending Balance	% of Account Assets
Cash	250.00	112.50	<1%
<b>Total Cash</b>	<b>250.00</b>	<b>112.50</b>	<b>&lt;1%</b>

Money Market Funds [Sweep]	Quantity	Market Price	Market Value	% of Account Assets
SCHWAB GOVERNMENT MONEY: SWGXX	10,313.7000	1.0000	10,313.70	<1%
<b>Total Money Market Funds [Sweep]</b>			<b>10,313.70</b>	<b>&lt;1%</b>

<b>Total Cash and Money Market Funds [Sweep]</b>		<b>10,426.20</b>	<b>&lt;1%</b>
--	--	------------------	---------------



Schwab One® Account of  
**BARRINGTON PUBLIC LIBRARY  
 DISTRICT**

Account Number  
**9383-4772**

Statement Period  
**November 1-30, 2022**

**Investment Detail - Fixed Income**

	Par	Market Price	Market Value	Adjusted Cost Basis	% of Account Assets	Unrealized Gain or (Loss)	Estimated Annual Income
	Units Purchased	Cost Per Unit	Cost Basis		Acquired		Yield to Maturity
<b>U.S. Treasuries</b>							
<b>US TREASU NT 2.375%01/23</b>	<b>5,000.0000</b>	<b>99.68750</b>	<b>4,984.38</b>	<b>5,002.11</b>	<b>&lt;1%</b>	<b>(17.73)<sup>b</sup></b>	<b>118.75</b>
UST NOTE DUE 01/31/23 CUSIP: 9128283U2	5,000.0000	100.0518	5,002.59	5,002.11	06/13/22	(17.73) <sup>b</sup>	2.28%
							<b>Accrued Interest: 39.69</b>
<b>US TREASUR NT 2.5%04/24</b>	<b>20,000.0000</b>	<b>97.09375</b>	<b>19,418.75</b>	<b>19,930.40</b>	<b>1%</b>	<b>(511.65)</b>	<b>500.00</b>
UST NOTE DUE 04/30/24 CUSIP: 91282CEK3	20,000.0000	99.6520	19,930.40	19,930.40	05/17/22	(511.65)	2.68%
							<b>Accrued Interest: 42.82</b>
<b>US TREASUR NT 0.25%06/24</b>	<b>35,000.0000</b>	<b>93.59375</b>	<b>32,757.81</b>	<b>34,773.25</b>	<b>2%</b>	<b>(2,015.44)</b>	<b>87.50</b>
UST NOTE DUE 06/15/24 CUSIP: 91282CCG4	35,000.0000	99.3521	34,773.25	34,773.25	06/25/21	(2,015.44)	0.47%
							<b>Accrued Interest: 40.40</b>
<b>US TREASUR NT 1.5%11/24</b>	<b>15,000.0000</b>	<b>94.53125</b>	<b>14,179.69</b>	<b>15,000.58</b>	<b>&lt;1%</b>	<b>(820.89)<sup>b</sup></b>	<b>225.00</b>
UST NOTE DUE 11/30/24 CUSIP: 912828YV6	15,000.0000	100.0048	15,000.73	15,000.58	02/04/22	(820.89) <sup>b</sup>	1.49%
							<b>Accrued Interest: 0.62</b>
<b>US TREASUR NT 1%12/24</b>	<b>35,000.0000</b>	<b>93.51562</b>	<b>32,730.47</b>	<b>34,758.21</b>	<b>2%</b>	<b>(2,027.74)</b>	<b>350.00</b>
UST NOTE DUE 12/15/24 CUSIP: 91282CDN8	35,000.0000	99.3091	34,758.21	34,758.21	01/14/22	(2,027.74)	1.24%
							<b>Accrued Interest: 161.61</b>
<b>US TREASU NT 1.125%02/25</b>	<b>25,000.0000</b>	<b>93.29687</b>	<b>23,324.22</b>	<b>24,870.37</b>	<b>2%</b>	<b>(1,546.15)</b>	<b>281.25</b>
UST NOTE DUE 02/28/25 CUSIP: 912828ZC7	25,000.0000	99.4814	24,870.37	24,870.37	01/21/22	(1,546.15)	1.29%
							<b>Accrued Interest: 71.48</b>

Please see "Endnotes for Your Account" section for an explanation of the endnote codes and symbols on this statement.





Schwab One® Account of  
**BARRINGTON PUBLIC LIBRARY  
 DISTRICT**

Account Number  
**9383-4772**

Statement Period  
**November 1-30, 2022**

**Investment Detail - Fixed Income (continued)**

	Par	Market Price	Market Value	Adjusted Cost Basis	% of Account Assets	Unrealized Gain or (Loss)	Estimated Annual Income
	Units Purchased	Cost Per Unit	Cost Basis		Acquired		Yield to Maturity
<b>U.S. Treasuries</b>							
<i>(continued)</i>							
<b>US TREASU NT</b>	<b>50,000.0000</b>	<b>89.51562</b>	<b>44,757.81</b>	<b>49,274.93</b>	<b>3%</b>	<b>(4,517.12)</b>	<b>187.50</b>
<b>0.375%12/25</b>							
UST NOTE DUE 12/31/25	50,000.0000	98.5498	49,274.93	49,274.93	06/14/21	(4,517.12)	0.69%
CUSIP: 91282CBC4							<b>Accrued Interest: 78.46</b>
<b>Total U.S. Treasuries</b>	<b>185,000.0000</b>		<b>172,153.13</b>	<b>183,609.85</b>	<b>11%</b>	<b>(11,456.72) <sup>b</sup></b>	<b>1,750.00</b>
		<b>Total Cost Basis:</b>	<b>183,610.48</b>				
						<b>Total Accrued Interest for U.S. Treasuries: 435.08</b>	
<b>Agency Securities</b>							
	Units Purchased	Cost Per Unit	Cost Basis	Adjusted Cost Basis	% of Account Assets	Unrealized Gain or (Loss)	Estimated Annual Income
					Acquired		Yield to Maturity
<b>FFCB 0.29%23</b>	<b>35,000.0000</b>	<b>95.90680</b>	<b>33,567.38</b>	<b>34,977.60</b>	<b>2%</b>	<b>(1,410.22)</b>	<b>101.50</b>
DUE 11/02/23	35,000.0000	99.9360	34,977.60	34,977.60	11/04/20	(1,410.22)	0.31%
CUSIP: 3133EMFB3							<b>Accrued Interest: 8.18</b>
MOODY'S: NR S&P: AA+							
<b>FFCB 0.25%24</b>	<b>25,000.0000</b>	<b>94.81510</b>	<b>23,703.78</b>	<b>24,986.40</b>	<b>2%</b>	<b>(1,282.62)</b>	<b>62.50</b>
DUE 02/26/24	25,000.0000	99.9456	24,986.40	24,986.40	03/02/21	(1,282.62)	0.26%
CUSIP: 3133EMRZ7							<b>Accrued Interest: 16.49</b>
MOODY'S: Aaa S&P: AA+							
<b>FFCB 0.37%24</b>	<b>10,000.0000</b>	<b>94.49390</b>	<b>9,449.39</b>	<b>9,980.83</b>	<b>&lt;1%</b>	<b>(531.44)</b>	<b>37.00</b>
DUE 03/15/24	10,000.0000	99.8083	9,980.83	9,980.83	05/24/21	(531.44)	0.43%
CUSIP: 3133EMTD4							<b>Accrued Interest: 7.81</b>
MOODY'S: Aaa S&P: AA+							

Please see "Endnotes for Your Account" section for an explanation of the endnote codes and symbols on this statement.



Schwab One® Account of  
**BARRINGTON PUBLIC LIBRARY  
 DISTRICT**

Account Number  
**9383-4772**

Statement Period  
**November 1-30, 2022**

**Investment Detail - Fixed Income (continued)**

	Par	Market Price	Market Value	Adjusted Cost Basis	% of Account Assets	Unrealized Gain or (Loss)	Estimated Annual Income
Agency Securities (continued)	Units Purchased	Cost Per Unit	Cost Basis		Acquired		Yield to Maturity
<b>FHLMC STRIP 0%24</b>	<b>23,000.0000</b>	<b>92.91270</b>	<b>21,369.92</b>	<b>N/A</b>	<b>1%</b>	<b>(1,150.90)<sup>b</sup></b>	<b>N/A</b>
DUE 07/15/24	23,000.0000	96.8254	22,269.86	22,520.82	01/19/22	(1,150.90) <sup>b</sup>	1.30%
STRIP FM 0%07/15/24							
CUSIP: 3134A4ND2							
MOODY'S: Aaa S&P: NR							
<b>FEDERAL NTNL STRIP 0%24</b>	<b>13,000.0000</b>	<b>91.41530</b>	<b>11,883.99</b>	<b>N/A</b>	<b>&lt;1%</b>	<b>(951.71)<sup>b</sup></b>	<b>N/A</b>
DUE 11/29/24	13,000.0000	97.8569	12,721.40	12,835.70	07/02/21	(951.71) <sup>b</sup>	0.63%
STRIP FM 0%11/29/24							
CUSIP: 31364DCU8							
MOODY'S: NR S&P: NR							
<b>FHLB 5%25</b>	<b>25,000.0000</b>	<b>99.67090</b>	<b>24,917.73</b>	<b>24,955.12</b>	<b>2%</b>	<b>(37.39)</b>	<b>1,250.00</b>
DUE 01/27/25	25,000.0000	99.8204	24,955.12	24,955.12	10/13/22	(37.39)	5.08%
CALLABLE 01/27/23 AT 100.00000							
CUSIP: 3130ATMM6							
MOODY'S: Aaa S&P: AA+							
							<i>Accrued Interest: 118.06</i>
<b>FFCB 1.02%27</b>	<b>25,000.0000</b>	<b>88.17580</b>	<b>22,043.95</b>	<b>24,596.25</b>	<b>1%</b>	<b>(2,552.30)</b>	<b>255.00</b>
DUE 04/27/27	25,000.0000	98.3850	24,596.25	24,596.25	12/27/21	(2,552.30)	1.33%
CUSIP: 3133ELXZ2							
MOODY'S: Aaa S&P: AA+							
							<i>Accrued Interest: 24.08</i>
<b>FHLB 1%27</b>	<b>75,000.0000</b>	<b>87.83260</b>	<b>65,874.45</b>	<b>74,480.25</b>	<b>4%</b>	<b>(8,605.80)</b>	<b>750.00</b>
DUE 06/11/27	75,000.0000	99.3070	74,480.25	74,480.25	06/16/21	(8,605.80)	1.12%
CUSIP: 3130AMTF9							
MOODY'S: Aaa S&P: AA+							
							<i>Accrued Interest: 354.17</i>

Please see "Endnotes for Your Account" section for an explanation of the endnote codes and symbols on this statement.



Schwab One® Account of  
**BARRINGTON PUBLIC LIBRARY  
 DISTRICT**

Account Number  
**9383-4772**

Statement Period  
**November 1-30, 2022**

**Investment Detail - Fixed Income (continued)**

	Par	Market Price	Market Value	Adjusted Cost Basis	% of Account Assets	Unrealized Gain or (Loss)	Estimated Annual Income
Agency Securities (continued)	Units Purchased	Cost Per Unit	Cost Basis		Acquired		Yield to Maturity
<b>FHLB 1.125%28</b>	<b>50,000.0000</b>	<b>86.04150</b>	<b>43,020.75</b>	<b>49,550.80</b>	<b>3%</b>	<b>(6,530.05)</b>	<b>562.50</b>
DUE 06/09/28	50,000.0000	99.1016	49,550.80	49,550.80	06/18/21	(6,530.05)	1.26%
CUSIP: 3130AMH47							
MOODY'S: Aaa S&P: AA+							
						<b>Accrued Interest: 268.75</b>	
<b>FFCB 1.125%29</b>	<b>50,000.0000</b>	<b>84.14270</b>	<b>42,071.35</b>	<b>49,333.70</b>	<b>3%</b>	<b>(7,262.35)</b>	<b>562.50</b>
DUE 03/13/29	30,000.0000	99.6470	29,894.10	29,894.10	09/01/21	(4,651.29)	1.17%
CUSIP: 3133ELTG9	20,000.0000	97.1980	19,439.60	19,439.60	12/13/21	(2,611.06)	1.53%
MOODY'S: Aaa S&P: AA+							
Cost Basis			49,333.70				
						<b>Accrued Interest: 121.88</b>	
<b>FFCB 3.125%30</b>	<b>10,000.0000</b>	<b>93.62350</b>	<b>9,362.35</b>	<b>9,981.03</b>	<b>&lt;1%</b>	<b>(618.68)</b>	<b>312.50</b>
DUE 04/26/30	10,000.0000	99.8103	9,981.03	9,981.03	05/13/22	(618.68)	3.15%
CUSIP: 3133ENVH0							
MOODY'S: Aaa S&P: AA+							
						<b>Accrued Interest: 30.38</b>	
<b>FFCB 1.04%30</b>	<b>30,000.0000</b>	<b>79.93670</b>	<b>23,981.01</b>	<b>28,407.60</b>	<b>2%</b>	<b>(4,426.59)</b>	<b>312.00</b>
DUE 07/08/30	30,000.0000	94.6920	28,407.60	28,407.60	12/29/21	(4,426.59)	1.71%
CUSIP: 3133ELS88							
MOODY'S: Aaa S&P: AA+							
						<b>Accrued Interest: 123.93</b>	
<b>FFCB 3.48%31</b>	<b>27,000.0000</b>	<b>95.31880</b>	<b>25,736.08</b>	<b>27,647.74</b>	<b>2%</b>	<b>(1,911.66)<sup>b</sup></b>	<b>939.60</b>
DUE 03/12/31	27,000.0000	102.4700	27,666.91	27,647.74	05/20/22	(1,911.66) <sup>b</sup>	3.15%
CUSIP: 3133EAGS1							
MOODY'S: Aaa S&P: AA+							
						<b>Accrued Interest: 206.19</b>	
<b>FFCB 3.02%31</b>	<b>10,000.0000</b>	<b>91.14510</b>	<b>9,114.51</b>	<b>9,745.23</b>	<b>&lt;1%</b>	<b>(630.72)</b>	<b>302.00</b>
DUE 11/28/31	10,000.0000	97.4523	9,745.23	9,745.23	05/17/22	(630.72)	3.33%
CUSIP: 3133EGP41							
MOODY'S: Aaa S&P: AA+							
						<b>Accrued Interest: 2.52</b>	

Please see "Endnotes for Your Account" section for an explanation of the endnote codes and symbols on this statement.



Schwab One® Account of  
**BARRINGTON PUBLIC LIBRARY  
 DISTRICT**

Account Number  
**9383-4772**

Statement Period  
**November 1-30, 2022**

**Investment Detail - Fixed Income (continued)**

	Par	Market Price	Market Value	Adjusted Cost Basis	% of Account Assets	Unrealized Gain or (Loss)	Estimated Annual Income
	Units Purchased	Cost Per Unit	Cost Basis		Acquired		Yield to Maturity
<b>Agency Securities (continued)</b>							
<b>FHLB 1.625%31</b>	<b>50,000.0000</b>	<b>80.59290</b>	<b>40,296.45</b>	<b>49,737.95</b>	<b>3%</b>	<b>(9,441.50)</b>	<b>812.50</b>
DUE 12/12/31	50,000.0000	99.4759	49,737.95	49,737.95	12/28/21	(9,441.50)	1.68%
CUSIP: 3130APZA6							
MOODY'S: Aaa S&P: AA+							<i>Accrued Interest: 381.42</i>
<b>FEDERAL HOME LN 2.75%32</b>	<b>35,000.0000</b>	<b>88.56840</b>	<b>30,998.94</b>	<b>33,391.40</b>	<b>2%</b>	<b>(2,392.46)</b>	<b>962.50</b>
DUE 03/12/32	35,000.0000	95.4040	33,391.40	33,391.40	05/04/22	(2,392.46)	3.30%
CUSIP: 3130ARJV4							
MOODY'S: Aaa S&P: AA+							<i>Accrued Interest: 211.22</i>
<b>FFCB 4%32</b>	<b>15,000.0000</b>	<b>93.77430</b>	<b>14,066.15</b>	<b>14,995.00</b>	<b>&lt;1%</b>	<b>(928.85)</b>	<b>600.00</b>
DUE 04/19/32	15,000.0000	99.9666	14,995.00	14,995.00	04/19/22	(928.85)	4.00%
CALLABLE 04/19/23 AT 100.00000							
CUSIP: 3133ENUV0							
MOODY'S: Aaa S&P: AA+							<i>Accrued Interest: 70.00</i>
<b>Total Agency Securities</b>	<b>508,000.0000</b>		<b>451,458.18</b>	<b>466,766.90</b>	<b>30%</b>	<b>(50,665.24)<sup>b</sup></b>	<b>7,822.10</b>
		<b>Total Cost Basis:</b>	<b>501,777.33</b>				
							<i>Total Accrued Interest for Agency Securities: 1,945.08</i>

Please see "Endnotes for Your Account" section for an explanation of the endnote codes and symbols on this statement.



Schwab One® Account of  
**BARRINGTON PUBLIC LIBRARY  
 DISTRICT**

Account Number  
**9383-4772**

Statement Period  
**November 1-30, 2022**

**Investment Detail - Fixed Income (continued)**

	Par	Market Price	Market Value	Adjusted Cost Basis	% of Account Assets	Unrealized Gain or (Loss)	Estimated Annual Income
	Units Purchased	Cost Per Unit	Cost Basis		Acquired		Yield to Maturity
<b>Municipal Bonds</b>							
<b>LANE CMNTY CLG 0.851%25</b>	<b>25,000.0000</b>	<b>90.95900</b>	<b>22,739.75</b>	<b>25,037.63</b>	<b>1%</b>	<b>(2,297.88) <sup>b</sup></b>	<b>212.75</b>
GO UTX DUE 06/15/25	25,000.0000	100.1990	25,049.75	25,037.63	06/17/21	(2,297.88) <sup>b</sup>	0.80%
XTRO TAXBL CUSIP: 515182EJ8 MOODY'S: Aa1 S&P: NR							<i>Accrued Interest: 98.10</i>
<b>ARLINGTON CNTY V 0.79%25</b>	<b>15,000.0000</b>	<b>90.06300</b>	<b>13,509.45</b>	<b>15,000.00</b>	<b>&lt;1%</b>	<b>(1,490.55)</b>	<b>118.50</b>
GO UTX DUE 08/01/25	15,000.0000	100.0000	15,000.00	15,000.00	06/18/21	(1,490.55)	0.78%
XTRO TAXBL CUSIP: 041431VG9 MOODY'S: Aaa S&P: AAA							<i>Accrued Interest: 39.50</i>
<b>N HAVEN CT 0.943%25</b>	<b>50,000.0000</b>	<b>90.81200</b>	<b>45,406.00</b>	<b>50,000.00</b>	<b>3%</b>	<b>(4,594.00)</b>	<b>471.50</b>
VP DUE 10/01/25	50,000.0000	100.0000	50,000.00	50,000.00	06/29/21	(4,594.00)	0.94%
TAXBL CUSIP: 659579ZZ2 MOODY'S: NR S&P: AAA							<i>Accrued Interest: 78.58</i>
<b>WILL ETC CN IL CCD 1%26</b>	<b>45,000.0000</b>	<b>87.70000</b>	<b>39,465.00</b>	<b>45,000.00</b>	<b>3%</b>	<b>(5,535.00)</b>	<b>450.00</b>
DB UTX DUE 06/01/26	45,000.0000	100.0000	45,000.00	45,000.00	06/11/21	(5,535.00)	1.00%
XTRO TAXBL CUSIP: 969080JB7 MOODY'S: Aa2 S&P: NR							<i>Accrued Interest: 225.00</i>
<b>KRUM TX ISD 0.73%26</b>	<b>50,000.0000</b>	<b>88.91000</b>	<b>44,455.00</b>	<b>49,449.00</b>	<b>3%</b>	<b>(4,994.00)</b>	<b>365.00</b>
GO UTX DUE 08/15/26	50,000.0000	98.8980	49,449.00	49,449.00	07/02/21	(4,994.00)	0.95%
TAXBL CUSIP: 501098TA5 MOODY'S: NR S&P: AAA							<i>Accrued Interest: 107.47</i>

Please see "Endnotes for Your Account" section for an explanation of the endnote codes and symbols on this statement.



Schwab One® Account of  
**BARRINGTON PUBLIC LIBRARY  
 DISTRICT**

Account Number  
**9383-4772**

Statement Period  
**November 1-30, 2022**

**Investment Detail - Fixed Income (continued)**

	Par	Market Price	Market Value	Adjusted	% of	Unrealized	Estimated
	Units Purchased	Cost Per Unit	Cost Basis	Cost Basis	Account	Gain or (Loss)	Annual Income
					Assets		Yield to Maturity
					Acquired		
<b>Municipal Bonds</b>							
<i>(continued)</i>							
<b>ELK GROVE VLG IL 1.2%<sup>27</sup></b>	<b>25,000.0000</b>	<b>87.33100</b>	<b>21,832.75</b>	<b>25,000.00</b>	<b>1%</b>	<b>(3,167.25)</b>	<b>300.00</b>
GO UTX DUE 01/01/27	25,000.0000	100.0000	25,000.00	25,000.00	07/15/21	(3,167.25)	1.20%
TAXBL							
CUSIP: 287299MT5							
MOODY'S: NR S&P: AA+							
						<b>Accrued Interest: 125.00</b>	
<b>GUNNISON ETC CO</b>	<b>30,000.0000</b>	<b>85.55900</b>	<b>25,667.70</b>	<b>29,619.00</b>	<b>2%</b>	<b>(3,951.30)</b>	<b>419.70</b>
1.399% <sup>27</sup>							
GO UTX DUE 12/01/27	30,000.0000	98.7300	29,619.00	29,619.00	10/20/21	(3,951.30)	1.61%
XTRO TAXBL							
CUSIP: 402892DL4							
MOODY'S: Aa1 S&P: NR							
						<b>Accrued Interest: 209.85</b>	
<b>KENDALL CNTY IL 1.74%<sup>28</sup></b>	<b>10,000.0000</b>	<b>85.54900</b>	<b>8,554.90</b>	<b>9,916.30</b>	<b>&lt;1%</b>	<b>(1,361.40)</b>	<b>174.00</b>
GO UTX DUE 02/01/28	10,000.0000	99.1630	9,916.30	9,916.30	11/04/21	(1,361.40)	1.88%
TAXBL							
CUSIP: 488683KG7							
MOODY'S: NR S&P: AA							
						<b>Accrued Interest: 58.00</b>	
<b>MC ALLEN TX ISD 3%<sup>28</sup></b>	<b>15,000.0000</b>	<b>93.13800</b>	<b>13,970.70</b>	<b>14,689.35</b>	<b>&lt;1%</b>	<b>(718.65)</b>	<b>450.00</b>
GO UTX DUE 02/15/28	15,000.0000	97.9290	14,689.35	14,689.35	05/20/22	(718.65)	3.40%
XTRO TAXBL							
CUSIP: 579100UQ9							
MOODY'S: Aaa S&P: NR							
						<b>Accrued Interest: 132.50</b>	

Please see "Endnotes for Your Account" section for an explanation of the endnote codes and symbols on this statement.



Schwab One® Account of  
**BARRINGTON PUBLIC LIBRARY  
 DISTRICT**

Account Number  
**9383-4772**

Statement Period  
**November 1-30, 2022**

**Investment Detail - Fixed Income (continued)**

	Par	Market Price	Market Value	Adjusted Cost Basis	% of Account Assets	Unrealized Gain or (Loss)	Estimated Annual Income
	Units Purchased	Cost Per Unit	Cost Basis		Acquired		Yield to Maturity
<b>Municipal Bonds (continued)</b>							
<b>COLUMBIA TN 1.05%28</b>	<b>25,000.0000</b>	<b>81.03800</b>	<b>20,259.50</b>	<b>23,928.50</b>	<b>1%</b>	<b>(3,669.00)</b>	<b>262.50</b>
GO UTX DUE 12/01/28	25,000.0000	95.7140	23,928.50	23,928.50	11/19/21	(3,669.00)	1.70%
TAXBL CALLABLE 12/01/26 AT 100.00000 CUSIP: 198558RH3 MOODY'S: NR S&P: AA+							
						<b>Accrued Interest: 131.25</b>	
<b>SAN ANTONIO TEX 1.643%30</b>	<b>30,000.0000</b>	<b>81.45200</b>	<b>24,435.60</b>	<b>29,199.60</b>	<b>2%</b>	<b>(4,764.00)</b>	<b>492.90</b>
GO LTX DUE 02/01/30	30,000.0000	97.3320	29,199.60	29,199.60	12/10/21	(4,764.00)	2.00%
TAXBL CUSIP: 79623PEV3 MOODY'S: Aaa S&P: AAA							
						<b>Accrued Interest: 164.30</b>	
<b>OSWEGO IL 1.95%30</b>	<b>25,000.0000</b>	<b>81.03200</b>	<b>20,258.00</b>	<b>25,000.00</b>	<b>1%</b>	<b>(4,742.00)</b>	<b>487.50</b>
GO UTX DUE 12/15/30	25,000.0000	100.0000	25,000.00	25,000.00	07/16/21	(4,742.00)	1.95%
TAXBL CALLABLE 12/15/29 AT 100.00000 CUSIP: 688664PV7 MOODY'S: Aa2 S&P: NR							
						<b>Accrued Interest: 224.79</b>	
<b>Total Municipal Bonds</b>	<b>345,000.0000</b>		<b>300,554.35</b>	<b>341,839.38</b>	<b>20%</b>	<b>(41,285.03) <sup>b</sup></b>	<b>4,204.35</b>
			<b>Total Cost Basis:</b>	<b>341,851.50</b>			

**Total Accrued Interest for Municipal Bonds: 1,594.34**



Schwab One® Account of  
**BARRINGTON PUBLIC LIBRARY  
 DISTRICT**

Account Number  
**9383-4772**

Statement Period  
**November 1-30, 2022**

**Investment Detail - Fixed Income (continued)**

	Par	Market Price	Market Value	Adjusted Cost Basis	% of Account Assets	Unrealized Gain or (Loss)	Estimated Annual Income
	Units Purchased	Cost Per Unit	Cost Basis		Acquired		Yield to Maturity
<b>CDs &amp; BAs</b>							
<b>TEXAS CAPITAL BAN</b> 0.3%23	60,000.0000	99.35900	59,615.40	59,955.00	4%	(339.60)	180.00
CD FDIC INS DUE 02/07/23 US CUSIP: 88224PLY3 MOODY'S: NR S&P: NR	60,000.0000	99.9250	59,955.00	59,955.00	08/13/20	(339.60)	0.33%
						<i>Accrued Interest: 57.21</i>	
<b>RAYMOND JAMES BAN</b> 1.7%23	25,000.0000	99.56430	24,891.08	25,000.00	2%	(108.92)	425.00
CD FDIC INS DUE 02/14/23 US CUSIP: 75472RAX9 MOODY'S: NR S&P: NR	25,000.0000	100.0000	25,000.00	25,000.00	02/07/20	(108.92)	1.69%
						<i>Accrued Interest: 126.92</i>	
<b>AXOS BANK</b> 1.6%23	70,000.0000	99.22940	69,460.58	69,996.50	5%	(535.92)	1,120.00
CD FDIC INS DUE 03/27/23 US CUSIP: 05465DAG3 MOODY'S: NR S&P: NR	70,000.0000	99.9950	69,996.50	69,996.50	03/02/20	(535.92)	1.60%
						<i>Accrued Interest: 15.34</i>	
<b>SALLIE MAE BANK</b> 0.3%23	26,000.0000	97.31850	25,302.81	26,000.00	2%	(697.19)	78.00
CD FDIC INS DUE 07/24/23 US CUSIP: 7954506U4 MOODY'S: NR S&P: NR	26,000.0000	100.0000	26,000.00	26,000.00	10/23/20	(697.19)	0.29%
						<i>Accrued Interest: 28.21</i>	





Schwab One® Account of  
**BARRINGTON PUBLIC LIBRARY  
 DISTRICT**

Account Number  
**9383-4772**

Statement Period  
**November 1-30, 2022**

**Investment Detail - Fixed Income (continued)**

	Par	Market Price	Market Value	Adjusted Cost Basis	% of Account Assets	Unrealized Gain or (Loss)	Estimated Annual Income
	Units Purchased	Cost Per Unit	Cost Basis		Acquired		Yield to Maturity
<b>CDs &amp; BAs (continued)</b>							
<b>BMW BANK OF NORTH 0.3%23</b>	<b>15,000.0000</b>	<b>97.05830</b>	<b>14,558.75</b>	<b>15,002.78</b>	<b>&lt;1%</b>	<b>(444.03)<sup>b</sup></b>	<b>45.00</b>
CD FDIC INS DUE 08/14/23 US CUSIP: 05580AWU4 MOODY'S: NR S&P: NR	15,000.0000	100.0410	15,006.15	15,002.78	05/21/21	(444.03) <sup>b</sup>	0.28%
						<i>Accrued Interest: 13.44</i>	
<b>BANK HAPOALIM B M 0.3%23</b>	<b>40,000.0000</b>	<b>96.70930</b>	<b>38,683.72</b>	<b>39,886.40</b>	<b>3%</b>	<b>(1,202.68)</b>	<b>120.00</b>
CD FDIC INS DUE 09/14/23 IL CUSIP: 06251A2E9 MOODY'S: NR S&P: NR	40,000.0000	99.7160	39,886.40	39,886.40	09/22/20	(1,202.68)	0.39%
						<i>Accrued Interest: 25.64</i>	
<b>NEW YORK COMMUNIT 0.3%23</b>	<b>50,000.0000</b>	<b>95.99450</b>	<b>47,997.25</b>	<b>49,970.00</b>	<b>3%</b>	<b>(1,972.75)</b>	<b>150.00</b>
CD FDIC INS DUE 11/09/23 US CUSIP: 649447UE7 MOODY'S: NR S&P: NR	50,000.0000	99.9400	49,970.00	49,970.00	10/16/20	(1,972.75)	0.32%
						<i>Accrued Interest: 9.04</i>	
<b>BMW BANK OF NORTH 0.3%23</b>	<b>24,000.0000</b>	<b>95.47290</b>	<b>22,913.50</b>	<b>23,976.00</b>	<b>1%</b>	<b>(1,062.50)</b>	<b>72.00</b>
CD FDIC INS DUE 12/18/23 US CUSIP: 05580AYD0 MOODY'S: NR S&P: NR	24,000.0000	99.9000	23,976.00	23,976.00	12/22/20	(1,062.50)	0.33%
						<i>Accrued Interest: 32.75</i>	

Please see "Endnotes for Your Account" section for an explanation of the endnote codes and symbols on this statement.



Schwab One® Account of  
**BARRINGTON PUBLIC LIBRARY  
 DISTRICT**

Account Number  
**9383-4772**

Statement Period  
**November 1-30, 2022**

**Investment Detail - Fixed Income (continued)**

	Par	Market Price	Market Value	Adjusted Cost Basis	% of Account Assets	Unrealized Gain or (Loss)	Estimated Annual Income
CDs & BAs (continued)	Units Purchased	Cost Per Unit	Cost Basis		Acquired		Yield to Maturity
<b>UBS BANK USA 0.85%<sup>26</sup></b>	<b>28,000.0000</b>	<b>87.68450</b>	<b>24,551.66</b>	<b>27,914.04</b>	<b>2%</b>	<b>(3,362.38)</b>	<b>238.00</b>
CD FDIC INS DUE 04/28/26	28,000.0000	99.6930	27,914.04	27,914.04	06/14/21	(3,362.38)	0.91%
US CALLABLE 01/28/23 AT 100.00000 CUSIP: 90348JJ35 MOODY'S: NR S&P: NR							
							<i>Accrued Interest: 1.96</i>
<b>SALLIE MAE BANK 1%<sup>26</sup></b>	<b>50,000.0000</b>	<b>86.95390</b>	<b>43,476.95</b>	<b>49,878.00</b>	<b>3%</b>	<b>(6,401.05)</b>	<b>500.00</b>
CD FDIC INS DUE 07/08/26	50,000.0000	99.7560	49,878.00	49,878.00	07/01/21	(6,401.05)	1.05%
US CUSIP: 7954506Y6 MOODY'S: NR S&P: NR							
							<i>Accrued Interest: 200.00</i>
<b>TOYOTA FINL SAVI 2.15%<sup>27</sup></b>	<b>50,000.0000</b>	<b>89.12750</b>	<b>44,563.75</b>	<b>50,170.86</b>	<b>3%</b>	<b>(5,607.11)<sup>b</sup></b>	<b>1,075.00</b>
CD FDIC INS DUE 02/25/27	50,000.0000	100.3750	50,187.50	50,170.86	03/04/22	(5,607.11) <sup>b</sup>	2.07%
US CUSIP: 89235MMV0 MOODY'S: NR S&P: NR							
							<i>Accrued Interest: 288.63</i>
<b>CAPITAL ONE BANK 3.05%<sup>27</sup></b>	<b>15,000.0000</b>	<b>92.23140</b>	<b>13,834.71</b>	<b>14,977.50</b>	<b>&lt;1%</b>	<b>(1,142.79)</b>	<b>457.50</b>
CD FDIC INS DUE 05/04/27	15,000.0000	99.8500	14,977.50	14,977.50	04/27/22	(1,142.79)	3.08%
US CUSIP: 14042TFW2 MOODY'S: NR S&P: NR							
							<i>Accrued Interest: 33.84</i>

Please see "Endnotes for Your Account" section for an explanation of the endnote codes and symbols on this statement.



Schwab One® Account of  
**BARRINGTON PUBLIC LIBRARY  
 DISTRICT**

Account Number  
**9383-4772**

Statement Period  
**November 1-30, 2022**

**Investment Detail - Fixed Income (continued)**

	Par	Market Price	Market Value	Adjusted Cost Basis	% of Account Assets	Unrealized Gain or (Loss)	Estimated Annual Income
CDs & BAs (continued)	Units Purchased	Cost Per Unit	Cost Basis		Acquired		Yield to Maturity
<b>STATE BANK OF IND 1.5%28</b>	<b>75,000.0000</b>	<b>82.95620</b>	<b>62,217.15</b>	<b>75,000.00</b>	<b>4%</b>	<b>(12,782.85)</b>	<b>1,125.00</b>
CD FDIC INS DUE 06/16/28 IN CUSIP: 856285VZ1 MOODY'S: NR S&P: NR	75,000.0000	100.0000	75,000.00	75,000.00	06/14/21	(12,782.85)	1.49%
							<i>Accrued Interest: 517.81</i>
<b>MINNWEST BANK 1%29</b>	<b>30,000.0000</b>	<b>78.70100</b>	<b>23,610.30</b>	<b>28,721.70</b>	<b>2%</b>	<b>(5,111.40)</b>	<b>300.00</b>
CD FDIC INS DUE 01/29/29 US CUSIP: 60425SJQ3 MOODY'S: NR S&P: NR	30,000.0000	95.7390	28,721.70	28,721.70	12/16/21	(5,111.40)	1.63%
							<i>Accrued Interest: 2.47</i>
<b>LIVE OAK BANKING 1.35%29</b>	<b>50,000.0000</b>	<b>79.39530</b>	<b>39,697.65</b>	<b>49,810.50</b>	<b>3%</b>	<b>(10,112.85)</b>	<b>675.00</b>
CD FDIC INS DUE 06/29/29 US CUSIP: 538036QN7 MOODY'S: NR S&P: NR	50,000.0000	99.6210	49,810.50	49,810.50	06/18/21	(10,112.85)	1.40%
							<i>Accrued Interest: 55.48</i>



Schwab One® Account of  
**BARRINGTON PUBLIC LIBRARY  
 DISTRICT**

Account Number  
**9383-4772**

Statement Period  
**November 1-30, 2022**

**Investment Detail - Fixed Income (continued)**

	Par	Market Price	Market Value	Adjusted Cost Basis	% of Account Assets	Unrealized Gain or (Loss)	Estimated Annual Income
	Units Purchased	Cost Per Unit	Cost Basis		Acquired		Yield to Maturity
<b>CDs &amp; BAs (continued)</b>							
<b>MERCHANTS BANK</b> 1.6%30	50,000.0000	78.57510	39,287.55	50,396.57	3%	(11,109.02) <sup>b</sup>	800.00
CD FDIC INS DUE 04/30/30 US CUSIP: 588526AX1 MOODY'S: NR S&P: NR	50,000.0000	100.9150	50,457.50	50,396.57	08/02/21	(11,109.02) <sup>b</sup>	1.48%
						<i>Accrued Interest: 70.14</i>	
<b>Total CDs &amp; BAs</b>	<b>658,000.0000</b>		<b>594,662.81</b>	<b>656,655.85</b>	<b>39%</b>	<b>(61,993.04)<sup>b</sup></b>	<b>7,360.50</b>
		<b>Total Cost Basis: 656,736.79</b>				<b>Total Accrued Interest for CDs &amp; BAs: 1,478.88</b>	
<b>Total Fixed Income</b>	<b>1,696,000.0000</b>		<b>1,518,828.47</b>	<b>1,648,871.98</b>	<b>99%</b>	<b>(165,400.03)<sup>b</sup></b>	<b>21,136.95</b>
		<b>Total Cost Basis: 1,683,976.10</b>					

Accrued Interest represents the interest that would be received if the fixed income investment was sold prior to the coupon payment.  
 Yield to Maturity is the actual average annual return on a note if held to maturity.

Estimated Annual Income ("EAI") and Estimated Yield ("EY") calculations are for informational purposes only and are derived from information provided by outside parties. Schwab cannot guarantee the accuracy of such information. Since the interest and dividends are subject to change at any time, they should not be relied upon exclusively for making investment decisions. The actual income and yield might be lower or higher than the estimated amounts. EY is based upon EAI and the current price of the security and will fluctuate. For certain types of securities, the calculations could include a return of principal or capital gains in which case EAI and EY would be overstated. EY and EAI are not promptly updated to reflect when an issuer has missed a regular payment or announced changes to future payments, in which case EAI and EY will continue to display at a prior rate.

<b>Total Investment Detail</b>	<b>1,529,254.67</b>
<b>Total Account Value</b>	<b>1,529,254.67</b>
<b>Total Cost Basis</b>	<b>1,683,976.10</b>



Schwab One® Account of  
**BARRINGTON PUBLIC LIBRARY  
 DISTRICT**

Account Number  
**9383-4772**

Statement Period  
**November 1-30, 2022**

**Transaction Detail - Dividends & Interest (including Money Market Fund dividends reinvested)**

Transaction Date	Process Date	Activity	Description	Credit/(Debit)
10/31/22	11/01/22	CD Interest	MERCHANTS BANK 1.6%30: 588526AX1	403.29
10/31/22	11/18/22	CD Interest	MERCHANTS BANK 1.6%30: 588526AX1	401.10
10/31/22	11/18/22	Adj CD Int	MERCHANTS BANK 1.6%30: 588526AX1	(403.29)
11/01/22	11/01/22	CD Interest	LIVE OAK BANKING 1.35%29: 538036QN7	57.33
11/02/22	11/02/22	Bond Interest	FFCB 0.29%23: 3133EMFB3	50.75
11/04/22	11/04/22	CD Interest	CAPITAL ONE, NTN 3.05%27: 14042TFW2	230.63
11/09/22	11/09/22	CD Interest	NEW YORK COMMUNIT 0.3%23: 649447UE7	75.62
11/15/22	11/15/22	Dividend	Schwab Government Money: SWGXX	37.17
11/26/22	11/28/22	CD Interest	AXOS BANK 1.6%23: 05465DAG3	95.12
11/28/22	11/28/22	Bond Interest	FFCB 3.02%31: 3133EGP41	151.00
11/28/22	11/28/22	CD Interest	MINNWEST BANK 1%29: 60425SJQ3	25.48
11/28/22	11/28/22	CD Interest	UBS BANK USA 0.85%26: 90348JJ35	20.21
11/30/22	11/30/22	Bond Interest	US TREASUR NT 1.5%11/24: 912828YV6	112.50
<b>Total Dividends &amp; Interest</b>				<b>1,256.91</b>
<b>Total Transaction Detail</b>				<b>1,256.91</b>

**Money Market Fund (Sweep) Detail**

**Schwab Government Money Activity**

Settle Date	Transaction	Quantity	Unit Price	Purchase/Debit	Sale/Credit
<b>Opening # of Shares: 8,919.2900</b>					
11/01/22	Purchased	250.0000	1.0000	250.00	
11/02/22	Purchased	460.6200	1.0000	460.62	
11/03/22	Purchased	50.7500	1.0000	50.75	
11/07/22	Purchased	230.6300	1.0000	230.63	

Please see "Endnotes for Your Account" section for an explanation of the endnote codes and symbols on this statement.



Schwab One® Account of  
**BARRINGTON PUBLIC LIBRARY  
 DISTRICT**

Account Number  
**9383-4772**

Statement Period  
**November 1-30, 2022**

**Money Market Fund (Sweep) Detail (continued)**

**SCHWAB GOVERNMENT MONEY Activity (continued)**

Settle Date	Transaction	Quantity	Unit Price	Purchase/Debit	Sale/Credit
11/10/22	Purchased	75.6200	1.0000	75.62	
11/15/22	Dividend	37.1700	1.0000	37.17	
11/21/22	Redeemed	2.1900	1.0000		2.19
11/29/22	Purchased	291.8100	1.0000	291.81	
<b>Closing # of Shares: 10,313.7000</b>					
<b>Total SCHWAB GOVERNMENT MONEY Activity</b>				<b>1,396.60</b>	<b>2.19</b>
<b>Total Money Market Fund (Sweep)</b>				<b>1,396.60</b>	<b>2.19</b>

SCHWAB GOVT MMF Average Yield For The Most Recent Pay Period: 2.89%; 7-Day Yield: 0.00%.

**Endnotes For Your Account**


Symbol Endnote Legend

- b** When available, Adjusted Cost Basis values are used in Gain or (Loss) calculations.
- d** Accrued Income is the sum of the total accrued interest and/or accrued dividends on positions held in your brokerage account, but the income and/or dividends have not been received into your account and Schwab makes no representation that they will. Accrued amounts are not covered by SIPC account protection until actually received and held in the account.

Schwab Institutional is a division of Charles Schwab & Co., Inc., and provides back office brokerage and related services to independent investment advisors and retirement plan providers. Schwab is a registered broker-dealer and is not affiliated with your Investment Advisor whose name appears on this statement ("Advisors") except in the case of Charles Schwab Investment Advisory, Inc. ("CSIA"), Schwab Private Client Investment Advisory, Inc. ("SPCIA"), or an affiliated company that may act as the investment advisor on a fund. Schwab neither endorses nor recommends any particular Advisor or its investment strategy and has no responsibility to monitor trading by any Advisor in your Account. Schwab has not verified any statement accompanying any Advisor's logo appearing on this statement. Not all of these products and services may benefit your Account, and Schwab may provide them to Advisors on the Advisor's commitment to place a certain amount of its clients' assets in brokerage accounts at Schwab within a certain period of time. This commitment could influence an Advisor's recommendation or requirement that its clients establish brokerage accounts at Schwab. For questions about this statement, or if there is a change in your financial situation, investment objectives, or risk profile, please contact your Independent Investment Manager and/or Advisor.

Monthly Investment Performance Report

**Barrington Area Library District**



Presented by:

Thomas S. Sawyer, Managing Partner  
John J. Falduto, Managing Partner  
Edward J. Lavin, Chief Investment Officer  
David M. Harrington, Director of Portfolio Management



Sawyer Falduto Asset Management, LLC  
589 S. York Street  
Elmhurst, IL 60126  
O: (630) 941-8560  
[www.sawyerfalduto.com](http://www.sawyerfalduto.com)

As of November 30, 2022

# Table of Contents

Account Overview ..... 3

Performance History ..... 4

Bond Analysis ..... 5

Holdings ..... 6

Transactions .....10

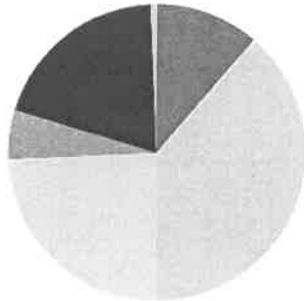
There may be a slight difference in the ending value between this report and the Schwab statement due to accrued income, timing of transactions, and/or rounding. The Schwab statement continues to be the official custodial record for the account.



## Account Overview

Barrington Area Library District

### Portfolio Allocation



Subsector	Current Value	Current Percent
U.S. Treasury	\$172,588	11.2%
Certificate of Deposit	\$596,091	38.8%
U.S. Government Agency	\$371,199	24.2%
U.S. Government Agency - Callable	\$82,205	5.4%
Taxable Municipal	\$302,149	19.7%
Cash Equivalent	\$10,426	0.7%
<b>Total</b>	<b>\$1,534,658</b>	<b>100.0%</b>

### Cash Flow Review

	Month to Date	Quarter to Date	Year to Date	Inception to Date (8/4/2016)
Beginning Market Value	\$1,521,436	\$1,536,127	\$1,675,988	\$0
Contributions / Additions	\$0	\$0	\$0	\$1,587,849
Distributions	\$0	\$0	\$0	\$0
Capital Appreciation	\$11,433	(\$4,582)	(\$157,751)	(\$166,714)
Income/Expenses	\$856	\$2,163	\$16,272	\$115,317
Change in Accrued	\$933	\$950	\$148	(\$1,794)
Ending Market Value	\$1,534,658	\$1,534,658	\$1,534,658	\$1,534,658
Investment Gain	\$13,222	(\$1,469)	(\$141,331)	(\$53,191)

### Projected Income

Description	Q1 2023	Q2 2023	Q3 2023	Q4 2023	Total
U.S. Treasury	\$200	\$675	\$141	\$675	\$1,691
Certificate of Deposit	\$1,803	\$1,608	\$1,213	\$1,615	\$6,239
U.S. Government Agency	\$1,420	\$1,497	\$1,420	\$1,497	\$5,834
U.S. Government Agency - Callable	\$331	\$351	\$644	\$351	\$1,676
Taxable Municipal	\$950	\$1,152	\$950	\$1,152	\$4,204
Cash Equivalent	\$86	\$86	\$86	\$86	\$344
<b>Total</b>	<b>\$4,789</b>	<b>\$5,368</b>	<b>\$4,453</b>	<b>\$5,376</b>	<b>\$19,987</b>

### Projected Income and Maturities

Description	Q1 2023	Q2 2023	Q3 2023	Q4 2023	Total
U.S. Treasury	\$5,200	\$675	\$141	\$675	\$6,691
Certificate of Deposit	\$156,803	\$1,608	\$82,213	\$75,615	\$316,239
U.S. Government Agency	\$1,420	\$1,497	\$1,420	\$1,497	\$5,834
U.S. Government Agency - Callable	\$331	\$351	\$644	\$35,351	\$36,676
Taxable Municipal	\$950	\$1,152	\$950	\$1,152	\$4,204
Cash Equivalent	\$86	\$86	\$86	\$86	\$344
<b>Total</b>	<b>\$164,789</b>	<b>\$5,368</b>	<b>\$85,453</b>	<b>\$114,376</b>	<b>\$369,987</b>

Information in this report was compiled using data from the custodian available as of the publishing date. While we believe the data to be reliable, we do not independently verify pricing and valuation data. Please refer to the official statements provided by the account custodian. All date period references are on a calendar year basis. Fiscal year reports are available by request. Past performance does not guarantee future investment results.

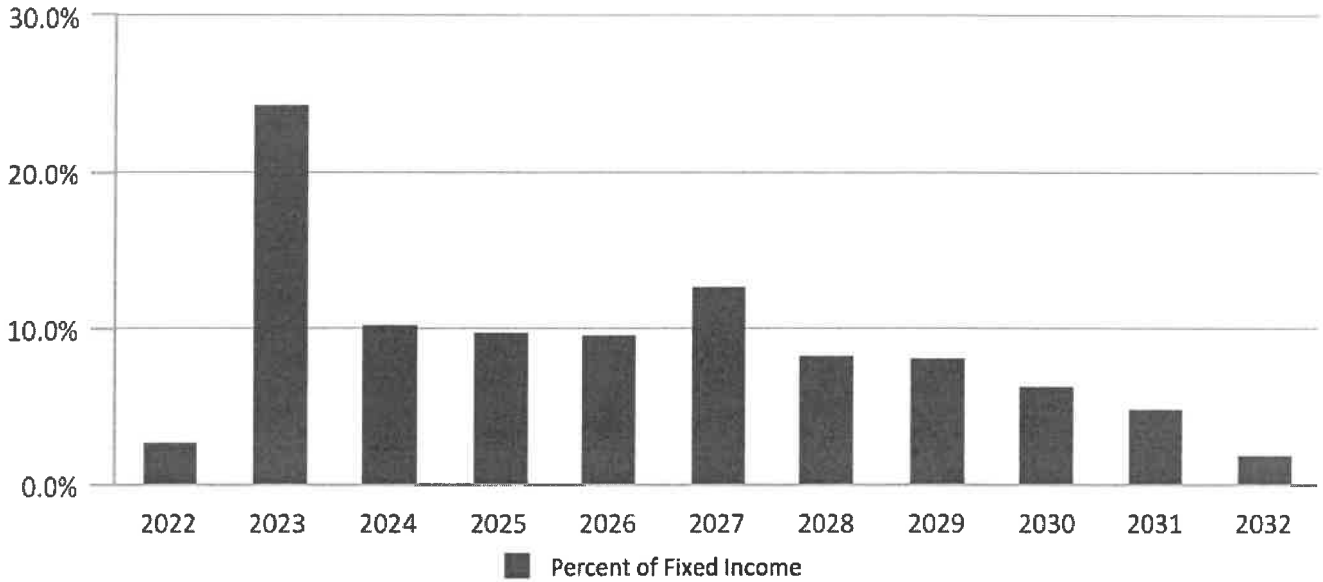
## Performance History

Barrington Area Library District

	Start Value	Inflows	Outflows	End Value	Net Investment Gain
<b>Since Inception</b>					
Fourth Quarter 2022	\$1,536,127	\$0	\$0	\$1,534,658	(\$1,469)
Third Quarter 2022	\$1,577,521	\$0	\$0	\$1,536,127	(\$41,395)
Second Quarter 2022	\$1,619,229	\$0	\$0	\$1,577,521	(\$41,708)
First Quarter 2022	\$1,675,988	\$0	\$0	\$1,619,229	(\$56,759)
Fourth Quarter 2021	\$1,687,069	\$0	\$0	\$1,675,988	(\$11,080)
Third Quarter 2021	\$1,684,659	\$0	\$0	\$1,687,069	\$2,409
Second Quarter 2021	\$1,094,758	\$587,849	\$0	\$1,684,659	\$2,053
First Quarter 2021	\$1,094,941	\$0	\$0	\$1,094,758	(\$183)
Fourth Quarter 2020	\$1,093,102	\$0	\$0	\$1,094,941	\$1,840
Third Quarter 2020	\$1,091,276	\$0	\$0	\$1,093,102	\$1,826
Second Quarter 2020	\$1,078,109	\$0	\$0	\$1,091,276	\$13,167
First Quarter 2020	\$1,062,482	\$0	\$0	\$1,078,109	\$15,627
Fourth Quarter 2019	\$1,056,736	\$0	\$0	\$1,062,482	\$5,746
Third Quarter 2019	\$1,044,244	\$0	\$0	\$1,056,736	\$12,491
Second Quarter 2019	\$1,032,253	\$0	\$0	\$1,044,244	\$11,991
First Quarter 2019	\$1,020,500	\$0	\$0	\$1,032,253	\$11,754
Fourth Quarter 2018	\$1,014,294	\$0	\$0	\$1,020,500	\$6,206
Third Quarter 2018	\$1,009,937	\$0	\$0	\$1,014,294	\$4,357
Second Quarter 2018	\$1,006,721	\$0	\$0	\$1,009,937	\$3,216
First Quarter 2018	\$1,006,063	\$0	\$0	\$1,006,721	\$658
Fourth Quarter 2017	\$1,006,364	\$0	\$0	\$1,006,063	(\$301)
Third Quarter 2017	\$1,003,336	\$0	\$0	\$1,006,364	\$3,028
Second Quarter 2017	\$1,000,928	\$0	\$0	\$1,003,336	\$2,408
First Quarter 2017	\$748,364	\$250,000	\$0	\$1,000,928	\$2,564
Fourth Quarter 2016	\$499,939	\$250,000	\$0	\$748,364	(\$1,574)
Third Quarter 2016	\$0	\$500,000	\$0	\$499,939	(\$61)
<b>Since Inception Total</b>	<b>\$0</b>	<b>\$1,587,849</b>	<b>\$0</b>	<b>\$1,534,658</b>	<b>(\$53,191)</b>

## Bond Analysis

Barrington Area Library District



### Maturity by Year

Weight	Description	Principal	Value	Current Yield	Yield to Maturity (Cost)	Yield to Maturity (Market)	Modified Duration
11.3%	U.S. Treasury	\$185,000	\$172,588	1.0%	1.2%	4.3%	2.1
39.1%	Certificate of Deposit	\$658,000	\$596,091	1.2%	1.2%	4.5%	2.6
24.4%	U.S. Government Agency	\$423,000	\$371,199	1.6%	1.6%	4.2%	5.4
5.4%	U.S. Government Agency - Callable	\$85,000	\$82,205	2.4%	2.4%	5.0%	0.1
19.8%	Taxable Municipal	\$345,000	\$302,149	1.4%	1.4%	4.6%	3.9
<b>100.0%</b>	<b>Total</b>	<b>\$1,696,000</b>	<b>\$1,524,232</b>	<b>1.4%</b>	<b>1.4%</b>	<b>4.4%</b>	<b>3.3</b>

## Holdings

Barrington Area Library District

Weight	Description	Symbol	Quantity	Value	Current Yield	Annual Income
<b>Fixed Income</b>						
<b>Taxable Bonds</b>						
<b>U.S. Treasury</b>						
1.3%	US Treas Note 04/30/2024 2.500%	91282CEK3	20,000.00	\$19,419	2.6%	\$500
	Accrued Income			\$43		
0.9%	US Treas Note 11/30/2024 1.500%	912828YV6	15,000.00	\$14,180	1.6%	\$225
	Accrued Income			\$1		
1.5%	US Treas Note 02/28/2025 1.125%	912828ZC7	25,000.00	\$23,324	1.2%	\$281
	Accrued Income			\$71		
2.1%	US Treas Note 12/15/2024 1.000%	91282CDN8	35,000.00	\$32,730	1.1%	\$350
	Accrued Income			\$162		
2.9%	US Treas Note 12/31/2025 0.375%	91282CBC4	50,000.00	\$44,758	0.4%	\$188
	Accrued Income			\$78		
0.3%	US Treas Note 01/31/2023 2.375%	9128283U2	5,000.00	\$4,984	2.4%	\$119
	Accrued Income			\$40		
2.1%	US Treas Note 06/15/2024 0.250%	91282CCG4	35,000.00	\$32,758	0.3%	\$88
	Accrued Income			\$40		
<b>Certificate of Deposit</b>						
4.5%	Axos Bank 03/27/2023 1.600%	05465DAG3	70,000.00	\$69,461	1.6%	\$1,120
	Accrued Income			\$15		
2.5%	Bank Hapoalim 09/14/2023 0.300%	06251A2E9	40,000.00	\$38,684	0.3%	\$120
	Accrued Income			\$26		
0.9%	BMW Bank NA 08/14/2023 0.300%	05580AWU4	15,000.00	\$14,559	0.3%	\$45
	Accrued Income			\$13		
1.5%	BMW Bank NA 12/18/2023 0.300%	05580AYD0	24,000.00	\$22,914	0.3%	\$72
	Accrued Income			\$33		
0.9%	Capital One Bank 05/04/2027 3.050%	14042TFW2	15,000.00	\$13,835	3.3%	\$458
	Accrued Income			\$34		
2.6%	Live Oak Banking 06/29/2029 1.350%	538036QN7	50,000.00	\$39,698	1.7%	\$675
	Accrued Income			\$4		
2.6%	Merchant Bank 04/30/2030 1.600%	588526AX1	50,000.00	\$39,288	2.0%	\$800
	Accrued Income			\$70		
1.5%	Minnwest Bank 01/29/2029 1.000%	60425SIQ3	30,000.00	\$23,610	1.3%	\$300
	Accrued Income			\$1		

## Holdings

Barrington Area Library District

Weight	Description	Symbol	Quantity	Value	Current Yield	Annual Income
<b>Fixed Income</b>						
<b>Taxable Bonds</b>						
<b>Certificate of Deposit</b>						
3.1%	New York Commuity Bank 11/09/2023 0.300%	649447UE7	50,000.00	\$47,997	0.3%	\$150
	Accrued Income			\$9		
1.6%	Raymond James Bank 02/14/2023 1.700%	75472RAX9	25,000.00	\$24,891	1.7%	\$425
	Accrued Income			\$127		
2.8%	Sallie Mae Bank 07/08/2026 1.000%	7954506Y6	50,000.00	\$43,477	1.2%	\$500
	Accrued Income			\$200		
1.7%	Sallie Mae Bank 07/24/2023 0.300%	7954506U4	26,000.00	\$25,303	0.3%	\$78
	Accrued Income			\$28		
4.1%	State Bank of India 06/16/2028 1.500%	856285VZ1	75,000.00	\$62,217	1.8%	\$1,125
	Accrued Income			\$520		
3.9%	Texas Capital Bank 02/07/2023 0.300%	88224PLY3	60,000.00	\$59,615	0.3%	\$180
	Accrued Income			\$57		
2.9%	Toyota Financial Savings 02/25/2027 2.150%	89235MMV0	50,000.00	\$44,564	2.4%	\$1,075
	Accrued Income			\$289		
1.6%	UBS Bank 04/28/2026 0.850% Call 01/28/2023 100.00	90348JJ35	28,000.00	\$24,552	1.0%	\$238
	Accrued Income			\$2		
<b>U.S. Government Agency</b>						
1.4%	Fed Farm Cr Bk 04/27/2027 1.020%	3133ELXZ2	25,000.00	\$22,044	1.2%	\$255
	Accrued Income			\$24		
1.6%	Fed Farm Cr Bk 07/08/2030 1.040%	3133ELS88	30,000.00	\$23,981	1.3%	\$312
	Accrued Income			\$124		
1.5%	Fed Farm Cr Bk 02/26/2024 0.250%	3133EMRZ7	25,000.00	\$23,704	0.3%	\$63
	Accrued Income			\$16		
2.7%	Fed Farm Cr Bk 03/13/2029 1.125%	3133ELTG9	50,000.00	\$42,071	1.3%	\$563
	Accrued Income			\$122		
1.7%	Fed Farm Cr Bk 03/12/2031 3.480%	3133EAGS1	27,000.00	\$25,736	3.7%	\$940
	Accrued Income			\$206		
0.6%	Fed Farm Cr Bk 04/26/2030 3.125%	3133ENVH0	10,000.00	\$9,362	3.3%	\$313
	Accrued Income			\$30		
0.6%	Fed Farm Cr Bk 11/28/2031 3.020%	3133EGP41	10,000.00	\$9,115	3.3%	\$302
	Accrued Income			\$3		

## Holdings

Barrington Area Library District

Weight	Description	Symbol	Quantity	Value	Current Yield	Annual Income
<b>Fixed Income</b>						
<b>Taxable Bonds</b>						
<b>U.S. Government Agency</b>						
2.0%	Fed Home Ln Bk 03/12/2032 2.750%	3130ARJV4	35,000.00	\$30,999	3.1%	\$963
	Accrued Income			\$211		
2.7%	Fed Home Ln Bk 12/12/2031 1.625%	3130APZA6	50,000.00	\$40,296	2.0%	\$813
	Accrued Income			\$381		
2.8%	Fed Home Ln Bk 06/09/2028 1.125%	3130AMH47	50,000.00	\$43,021	1.3%	\$563
	Accrued Income			\$269		
4.3%	Fed Home Ln Bk 06/11/2027 1.000%	3130AMTF9	75,000.00	\$65,874	1.1%	\$750
	Accrued Income			\$354		
0.8%	Fed Natl Mtg - Strip 11/29/2024	31364DCU8	13,000.00	\$11,884	0.0%	\$0
1.4%	Fed Natl Mtg - Strip 07/15/2024	3134A4ND2	23,000.00	\$21,370	0.0%	\$0
<b>U.S. Government Agency - Callable</b>						
2.2%	Fed Farm Cr Bk 11/02/2023 0.290% Call 12/09/2022 100.00	3133EMFB3	35,000.00	\$33,567	0.3%	\$102
	Accrued Income			\$8		
0.9%	Fed Farm Cr Bk 04/19/2032 4.000% Call 04/19/2023 100.00	3133ENUV0	15,000.00	\$14,066	4.3%	\$600
	Accrued Income			\$70		
0.6%	Fed Farm Cr Bk 03/15/2024 0.370% Call 12/09/2022 100.00	3133EMTD4	10,000.00	\$9,449	0.4%	\$37
	Accrued Income			\$8		
1.6%	Fed Home Ln Bk 01/27/2025 5.000% Call 01/27/2023 100.00	3130ATMM6	25,000.00	\$24,918	5.0%	\$1,250
	Accrued Income			\$118		
<b>Taxable Municipal</b>						
0.9%	Arlington Cnty, VA 08/01/2025 0.790%	041431VG9	15,000.00	\$13,509	0.9%	\$119
	Accrued Income			\$40		
1.3%	Columbia, TN 12/01/2028 1.050% Call 12/01/2026 100.00	198558RH3	25,000.00	\$20,260	1.3%	\$263
	Accrued Income			\$131		
1.4%	Elk Grove Village, IL 01/01/2027 1.200%	287299MT5	25,000.00	\$21,833	1.4%	\$300
	Accrued Income			\$125		
1.7%	Gunnison-Watershed, CO School District #001 12/01/2027 1.399%	402892DL4	30,000.00	\$25,668	1.6%	\$420
	Accrued Income			\$210		

## Holdings

Barrington Area Library District

Weight	Description	Symbol	Quantity	Value	Current Yield	Annual Income
<b>Fixed Income</b>						
<b>Taxable Bonds</b>						
<b>Taxable Municipal</b>						
0.6%	Kendall Cnty, IL Plano School District No 88 02/01/2028 1.740%	488683KG7	10,000.00	\$8,555	2.0%	\$174
	Accrued Income			\$58		
2.9%	Krum Texas Independent School District Krum Independent School District 08/15/2026 0.730%	501098TA5	50,000.00	\$44,455	0.8%	\$365
	Accrued Income			\$107		
1.5%	Lane Community College, OR 06/15/2025 0.851%	515182EJ8	25,000.00	\$22,740	0.9%	\$213
	Accrued Income			\$98		
0.9%	McAllen, TX Independent School District 02/15/2028 3.000%	579100UQ9	15,000.00	\$13,971	3.2%	\$450
	Accrued Income			\$133		
3.0%	North Haven, CT 10/01/2025 0.943%	659579ZZ2	50,000.00	\$45,406	1.0%	\$472
	Accrued Income			\$79		
1.3%	Oswego, IL 12/15/2030 1.950% Call 12/15/2029 100.00	688664PV7	25,000.00	\$20,258	2.4%	\$488
	Accrued Income			\$225		
1.6%	San Antonio TX 02/01/2030 1.643%	79623PEV3	30,000.00	\$24,436	2.0%	\$493
	Accrued Income			\$164		
2.6%	Will County, IL Community College District No 525 06/01/2026 1.000%	969080JB7	45,000.00	\$39,465	1.1%	\$450
	Accrued Income			\$225		
<b>99.3%</b>	<b>Fixed Income Total</b>			<b>\$1,524,232</b>	<b>1.4%</b>	<b>\$21,137</b>
<b>Cash Equivalent</b>						
<b>Cash Equivalent</b>						
<b>Cash Equivalent</b>						
0.7%	Schwab Government Money Fund	SWGXX		\$10,426	3.3%	\$344
<b>100.0%</b>	<b>Total</b>			<b>\$1,534,658</b>	<b>1.4%</b>	<b>\$21,481</b>

## Transactions

Barrington Area Library District  
From October 31, 2022 to November 30, 2022

Trade Date	Activity	Description	Quantity	Amount	Accrued Interest
11/30/2022	Income (Interest)	US Treas Note (912828YV6) 11/30/2024 1.500%		\$113	
11/28/2022	Income (Interest)	Fed Farm Cr Bk (3133EGP41) 11/28/2031 3.020%		\$151	
11/28/2022	Income (Interest)	Minnwest Bank (60425SJQ3) 01/29/2029 1.000%		\$25	
11/28/2022	Income (Interest)	UBS Bank (90348JJ35) 04/28/2026 0.850% Call 01/28/2023 100.00		\$20	
11/26/2022	Income (Interest)	Axos Bank (05465DAG3) 03/27/2023 1.600%		\$95	
11/15/2022	Income (Reinvested Dividend)	Schwab Government Money Fund	37.17	\$37	
11/9/2022	Income (Interest)	New York Community Bank (649447UE7) 11/09/2023 0.300%		\$76	
11/4/2022	Income (Interest)	Capital One Bank (14042TFW2) 05/04/2027 3.050%		\$231	
11/2/2022	Income (Interest)	Fed Farm Cr Bk (3133EMFB3) 11/02/2023 0.290% Call 12/09/2022 100.00		\$51	
11/1/2022	Income (Interest)	Live Oak Banking (538036QN7) 06/29/2029 1.350%		\$57	